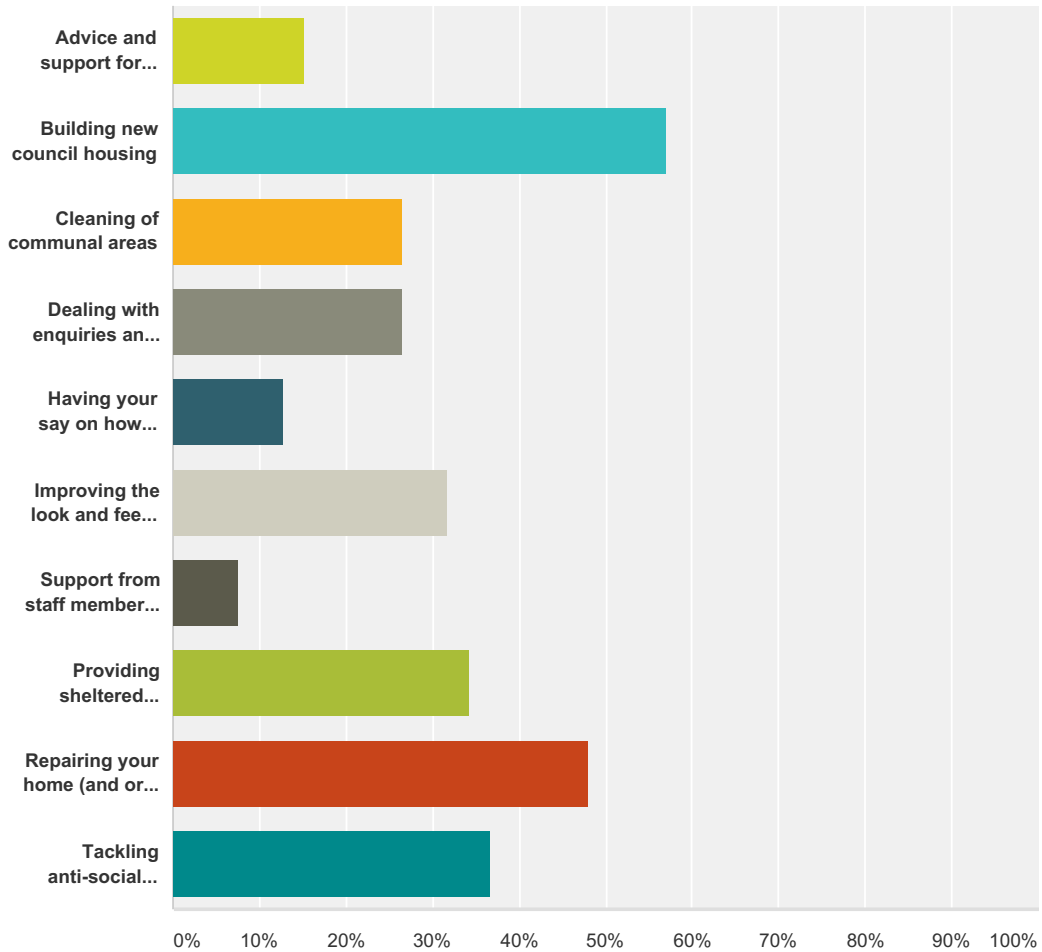


Q1 What are your priorities for your housing service in the coming years? (tick top 3)

Answered: 79 Skipped: 0

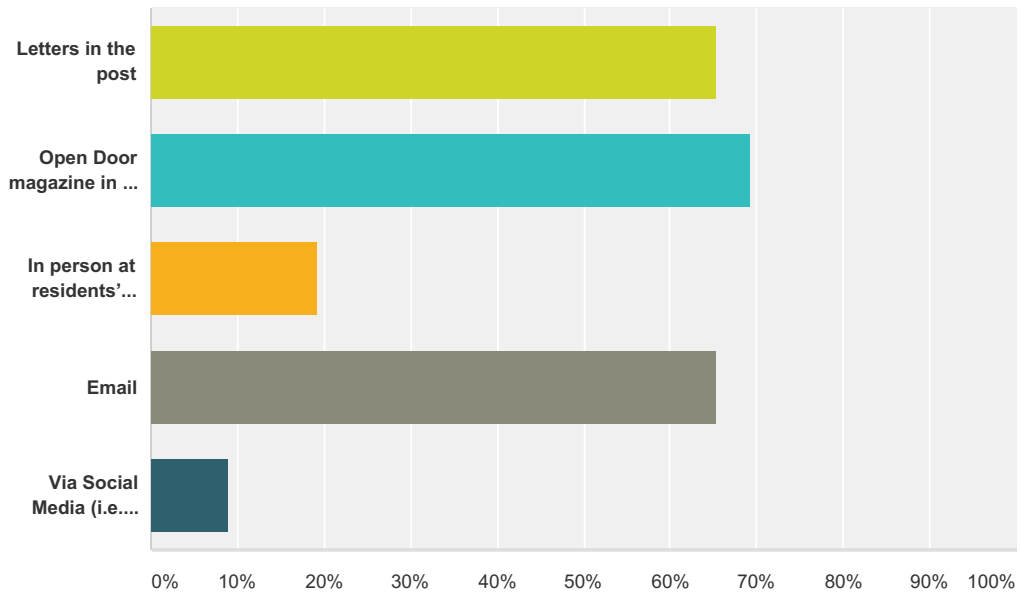


Answer Choices	Responses
Advice and support for those seeking a home	15.19% 12
Building new council housing	56.96% 45
Cleaning of communal areas	26.58% 21
Dealing with enquiries and providing support to tenants by phone, person, etc.	26.58% 21
Having your say on how housing in the city is managed	12.66% 10
Improving the look and feel of your neighbourhood	31.65% 25
Support from staff members to manage you tenancy	7.59% 6
Providing sheltered accommodation for elderly or vulnerable tenants	34.18% 27
Repairing your home (and or communal/block repairs)	48.10% 38
Tackling anti-social behaviour	36.71% 29
Total Respondents: 79	



Q2 How do you like to receive information about your housing service (tick top 3)?

Answered: 78 Skipped: 1

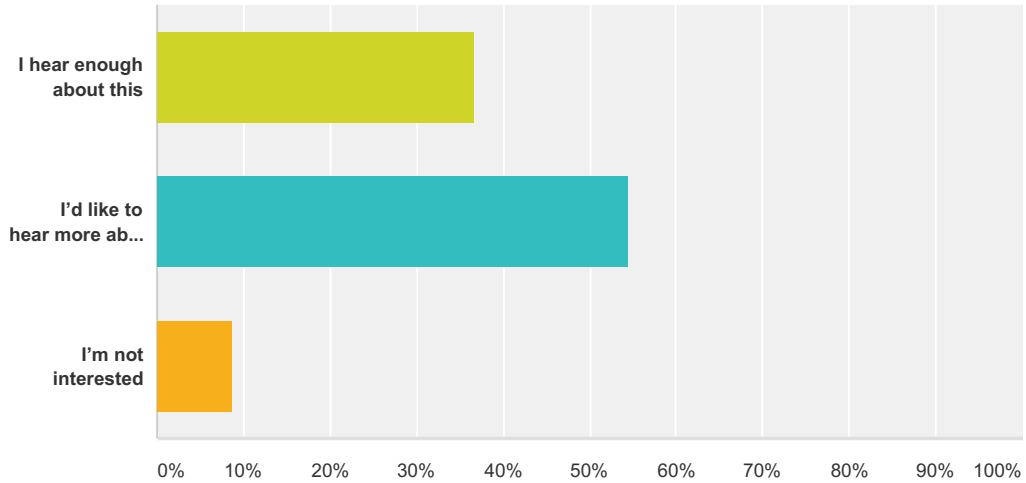


Answer Choices	Responses
Letters in the post	65.38% 51
Open Door magazine in the post	69.23% 54
In person at residents' meetings	19.23% 15
Email	65.38% 51
Via Social Media (i.e. Facebook)	8.97% 7
Total Respondents: 78	



Q3 Tenant and leaseholder representatives are already involved with the Council in various ways. Do you feel you hear enough about their activities in Open Door magazine, on social media and via email newsletters?

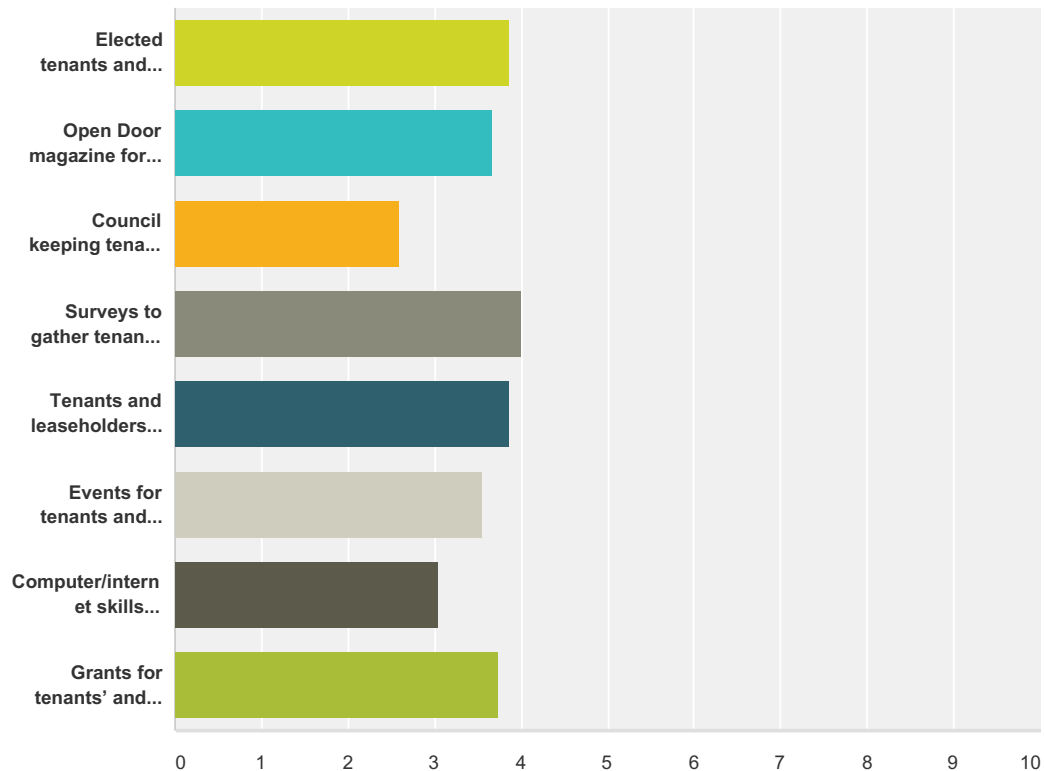
Answered: 79 Skipped: 0



Answer Choices	Responses
I hear enough about this	36.71% 29
I'd like to hear more about this	54.43% 43
I'm not interested	8.86% 7
Total	79

Q4 Which Resident Involvement services are most important?

Answered: 79 Skipped: 0

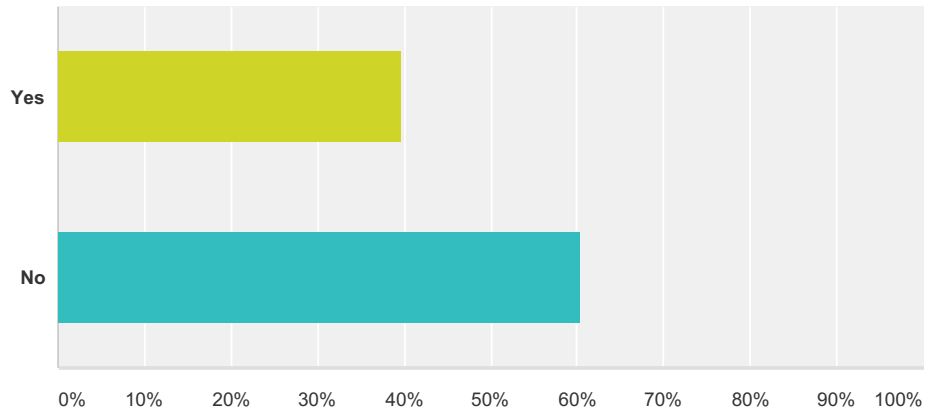


	Not at all important0	1	2	3	4	Very important5	Total	Weighted Average
Elected tenants and leaseholders on the Council's Housing Scrutiny Committee	2.63% 2	2.63% 2	10.53% 8	19.74% 15	19.74% 15	44.74% 34	76	3.86
Open Door magazine for tenants and leaseholders	2.60% 2	7.79% 6	11.69% 9	15.58% 12	22.08% 17	40.26% 31	77	3.68
Council keeping tenants and leaseholders informed via social media	14.47% 11	11.84% 9	21.05% 16	23.68% 18	11.84% 9	17.11% 13	76	2.58
Surveys to gather tenants' and leaseholders' views	2.67% 2	0.00% 0	6.67% 5	20.00% 15	26.67% 20	44.00% 33	75	4.00
Tenants and leaseholders inspecting housing services	1.32% 1	5.26% 4	9.21% 7	14.47% 11	28.95% 22	40.79% 31	76	3.87
Events for tenants and leaseholders about their housing	0.00% 0	1.33% 1	14.67% 11	34.67% 26	26.67% 20	22.67% 17	75	3.55
Computer/internet skills training for tenants and leaseholders	6.67% 5	9.33% 7	20.00% 15	25.33% 19	14.67% 11	24.00% 18	75	3.04
Grants for tenants' and leaseholders' projects	0.00% 0	9.46% 7	6.76% 5	20.27% 15	28.38% 21	35.14% 26	74	3.73



Q5 Would you like to find out more about getting involved with the Council as a tenant or leaseholder representative?

Answered: 78 Skipped: 1



Answer Choices	Responses	
Yes	39.74%	31
No	60.26%	47
Total		78



Q6 Please provide your contact details to enter the prize draw and/or so we can send you more information about getting involved:

Answered: 73 Skipped: 6

Answer Choices	Responses	
Name	100.00%	73
Company	0.00%	0
Address	98.63%	72
Address 2	20.55%	15
City/Town	94.52%	69
State/Province	0.00%	0
Post Code	91.78%	67
Country	0.00%	0
Email Address	86.30%	63
Phone Number	93.15%	68