

Version 1
Strategy & Resources
Scrutiny Committee

Budget Setting Report



February 2011

2010/11 to 2014/15

Cambridge City Council



Version Control History

	Version No.	Revised version / updates for :	Content
Current	1	Strategy & Resources Scrutiny Committee (17 January 2011)	Initial budget overview and budget proposals.
	2	Executive (20 January 2011)	Details of Final Local Government Finance Settlement. Proposals of Executive.
	3	Special Strategy & Resources Scrutiny Committee (4 February 2011)	HRA position following the Final HRA Subsidy Determination. Amendments to Executive proposals. Minority Group budget amendment proposals.
	4	Council (17 February 2011)	Final Proposals to Council including Director of Finance section 25 report and risk assessment, Equalities Impact Assessment.
	5	FINAL	Approved Budget for 2011/12 and forward projections

Contents

Part A	Context	13
1.	Purpose and Scope.....	15
2.	Public Budget Consultation and Participation	21
Part B	General Fund Revenue	23
3.	Revised Budget 2010/11	25
4.	Post-MTS Approvals	29
5.	Local Government Finance Settlement.....	31
6.	Non-Cash Limit Budgets	39
7.	Performance Against Cash Limit / Savings Target.....	45
8.	Taxbase and Council Tax	47
9.	Earmarked and Specific Funds	53
10.	Overall Budget Position and Priority Policy Fund (PPF)	57
Part C	HRA Revenue	63
11.	Housing Revenue Account (HRA)	65
Part D	Capital	71
12.	Asset Management	73
13.	Capital Plan.....	77
Part E	Summary and Overview	83
14.	Treasury Management.....	85
15.	Equalities Impact Assessment, Uncertainties and Risk Assessment.....	88
16.	Local Government Finance Settlement 2010.....	91
17.	Overall Spending Plans and Reserves	99
18.	Future Issues and Prospects.....	101
19.	Options and Conclusions.....	104
Appendices		107

List of Tables

Table 1 : Financial Projection Periods	15
Table 2 : Review of Key Factors.....	17
Table 3 : Document Version Control	19
Table 4 : Budget Consultation Responses	22
Table 5 : GF Revised Budget Comparison 2010/11	25
Table 6 : Main Variations - 2010/11 Original to Revised Budgets	26
Table 7 : Financial Implications of Post-MTS Revenue Approvals	29
Table 8 : Financial Implications of Post-MTS Capital Approvals	30
Table 9 : Total Formula Grant - 2010/11 to 2013/14	33
Table 10 : Specific and Area Based Grants 2010/11 to 2012/13	34
Table 11 : Monetary Policy Committee (MPC) Bank Rate Decisions since the MTS.....	39
Table 12 : Monetary Policy Committee (MPC) – Meeting dates to September 2011	41
Table 13 : Employers Pension Fund Contribution Rates	42
Table 14 : General Fund Changes to Non-Cash Limit Items Summary	43
Table 15 : Performance above / (below) Cash Limits / Savings Target : General Fund	45
Table 16 : Net Savings Delivered By 2010/11 Service Reviews.....	46
Table 17 : City Council element of Council Tax	47
Table 18 : Inflation Rates - October 2010	48
Table 19 : Impact of changes to Council Tax Increase Assumptions From 2012/13	49
Table 20 : Growth-related Council Tax Yield.....	50
Table 21 : Precept-Setting Meetings	51
Table 22 : Review of General Fund Funding Available for PPF Bids.....	58
Table 23 : Analysis of PPF Bids by Priority Rating	59
Table 24 : Review of Future Net Savings Requirements	60
Table 25 : Revised Levels of Future Net Savings Requirements	61

Table 26 : Effect on the Level of General Fund Reserves – 2011/12 to 2015/16	61
Table 27 : HRA Revised Budget Comparison 2010/11	67
Table 28 : Key HRA Revenue Subsidy Elements	69
Table 29 : Net Effect of 2011/12 HRA Revenue Proposals.....	69
Table 30 : Assets Scheduled for Disposal	75
Table 31 : Capital Funding Availability Compared with Bids.....	79
Table 32 : Approval Periods for Current Non-Housing Capital Programmes (including bids & re-phasing proposals).....	79
Table 33 : Commitments Against Available Capital Funding – 2010/11 to 2014/15.....	80
Table 34 : Provisional Settlement - Special Grants 2011/12 and 2012/13	91
Table 35 : Concessionary Fares Funding Implications 2006/07 to 2010/11	92
Table 36 :Provisional Formula Grant Settlement for 2011/12 and 2012/13.....	93
Table 37 : Revenue Spending Power – 2011/12 and 2012/13.....	94
Table 38 : Formula Grant Assumptions: Key Scenarios – 2010/11 to 2014/15	95
Table 39 : Proposed Funding of Front-Loaded Grant Reductions – 2011/12 to 2014/15	97
Table 40 : Effect on the Level of General Fund Reserves – 2011/12 to 2015/16	97
Table 41 : Available Capital Funding (post-Settlement) – 2010/11 to 2014/15	98

List of Figures

Figure 1 : Modelling of Potential Changes to Formula Grant 2011/12 to 2014/15..... 32

Figure 2 : Bank Rate Projections – 2010/11 to 2012/13 40

Figure 3 : Council Tax Increases - Actual and Government Assumptions..... 50

Figure 4 : Cambridge City Council : Council Tax Level - 2002/03 to 2010/11 51

Figure 5 : Formula Grant Scenarios and 'Front-Loading' - 2011/12 to 2016/17..... 96

Figure 6 : General Fund Reserves Projection - 1998/99 to 2015/16..... 99

Figure 7 : Housing Revenue Account Reserves Projection - 2008/09 to 2020/21..... 100

List of Appendices

Appendix A	Outline Budget Preparation Timetable	109
Appendix B	Revised Budget 2010/11 – General Fund	110
Appendix C	Bids to be funded from External or Earmarked Funds	123
Appendix D	Performance Against General Fund Cash Limits 2011/12 to 2014/15.....	125
Appendix E	General Fund Cash Limit Position, Bids and Savings.....	126
Appendix F	Financial Implications of Service Reviews	148
Appendix G	(a) Calculation of Council Tax Taxbase 2011/12.....	160
Appendix G	(b) Council Tax Setting 2011/12	161
Appendix H	Earmarked and Specific Funds	162
Appendix I	Priority Policy Fund (PPF) bids	171
Appendix J	Housing Revenue Account – 2010/11 to 2012/13.....	179
Appendix K	Revised Budget 2010/11 – Housing Revenue Account.....	180
Appendix L	Housing Revenue Account – Bids & Savings Comparison with Cash Limit.....	183
Appendix M	(a) Treasury Management - Prudential Code and Indicators	191
Appendix M	(b) Treasury Management Strategy Statement, Annual Investment Strategy & Minimum Revenue Provision Policy Statement – 2011/12	196
Appendix M	(c) Investments: Amendments to Counterparty List	217
Appendix N	Capital Plan - Approved Items	219
Appendix O	Capital Variances 2010/11	232
Appendix P	Capital Bids - Hold List.....	258
Appendix Q	Capital Bids.....	259
Appendix R	Capital Funding Availability Projection - 2010/11 to 2014/15.....	287
Appendix S	Housing Capital Investment Programme	288
Appendix T	Capital Bids 2011/12 - ESG Priority Ratings	290
Appendix U	Sensitivity Analysis	292
Appendix V	Significant Events.....	296
Appendix W	General Fund Projection - 2010/11 to 2014/15	299
Appendix X	Equalities Impact Assessment.....	305
Appendix Y	Section 25 Report.....	321
Key Contacts	324

Executive Summary

Introduction

- 1) At this stage in the 2011/12 budget process, the range of assumptions on which the Medium Term Strategy (MTS) was based need to be reviewed in light of the latest information available to determine whether any aspects of the strategy need to be revised. This will then provide the basis for the finalisation of the 2011/12 budget.
- 2) This is a particularly important step in the process this year, in light of the significance of the changes to local government funding which were anticipated to be included in the Settlement for 2011/12.
- 3) This document provides an overview of the review of the key assumptions, and sets the key parameters for the detailed recommendations and budget finalisation to be made at the meeting of the Executive on 20 January 2011.
- 4) The key aim of the September 2010 MTS was to establish a position where a savings level for the period of Spending Review 2010 (i.e. 2011/12 to 2014/15) could be identified that would allow the future level of savings to be reduced to a more manageable level. This document reviews achievement against this strategy.
- 5) This document reflects all of the proposals which will form the basis for the Executive's recommendation to Council.

Key Issues From the Review of Factors

- 6) The main factors for the General Fund Revenue position are :
 - The 2011/12 budget process identified savings of £2.3m in 2011/12 rising to £2.6m in 2014/15, of which a significant proportion (£1.4m rising to £1.9m by 2014/15) came from the Council's programme of Service Reviews.
 - Even after allowing for a modest level of unavoidable revenue bids and non-cash limit items, the net savings level achieved in each year exceeded the reduction required to meet the cash limit targets set as part of the September 2010 MTS.
 - In addition to meeting the level of net savings required in 2011/12 the work as part of the 2011/12 budget process has identified additional ongoing net reductions which will contribute £400k towards the required net savings targets in future years.
 - A relatively modest level of PPF Bids were submitted as part of this year's budget process, reflecting awareness of the need for restraint in the current financial climate and the relative value of additional bids when compared to the further savings that would need to be identified. The review of affordability of PPF funding in this document has confirmed that all of the submitted PPF bids can be funded, if approved.
 - The delayed announcement of the Provision Local Government Settlement on 13 December 2010 confirmed a significant front-loading to the reduction in the Council's Formula Grant to 2014/15. Over this period this resulted in an additional pressure of just over £2m. However this document has confirmed that this can be funded through a range of one-off items of

funding (in addition to the projections in the September 2010 MTS) together with a one year reduction of £220k in the revenue funding to support capital in 2012/13.

7) The main factors for the Housing Revenue Account (HRA) revenue position are :

- The financial implications resulting from the Draft Housing Revenue Account Subsidy Determination for 2011/12, where the outcome, although not a considerable change in assumed allowances, does result in a significant change in the level of rent that will be required to be set.
- The anticipated implementation of self-financing for the HRA from April 2012, following consultation by Communities and Local Government (CLG), as part of the 'Review of Council Housing Finance'. The review incorporated a comprehensive review of the HRA Subsidy System and proposed a self-financing model for the HRA at a local level, following a one-off redistribution of the national HRA debt. A policy document is anticipated early in 2011, which will confirm how the proposed reforms will work in practice, accompanied by updated financial models. There are a number of changes proposed to the financial assumptions that CLG made as part of the consultation in 2010, all of which will have an impact on the level of debt that Cambridge may take on or the longer-term financial viability of self-financing at a local level.
- The ability, following consultation in 2009 and subsequent changes to the revenue and capital rules, to apply to exclude new (and significantly remodelled) council house build from the HRA Subsidy and Receipts Pooling Systems, thus enabling the retention of ongoing revenue streams from these properties at a local level, allowing future reinvestment in the housing stock.
- Proposals which deliver a balanced position over a 20-year target period, despite the impact of a number of unavoidable spending pressures, and meet the target level set for reserves. From 2012/13, the financial viability of the HRA will need to be regularly considered over a longer period, with the need to ensure a viable business plan for a minimum of 30 years.
- The ongoing need to balance the delivery of quality revenue services in the HRA, with an increased requirement for capital investment in the housing stock, with the need to have met decent homes by 2010 and maintain this standard going forward, while also responding to the need for emerging works resulting from any changes in legislation / national standards.

8) The main factors for the capital position were :

- General Fund capital bids can all be funded from the level of available funding in each of the years 2010/11 to 2014/15 inclusive.
- Resources available to fund the Housing Investment Programme in relation to our own stock, via Major Repairs Allowance (MRA) and Direct Revenue Funding of capital (DRF) from the Housing Revenue Account, both of which are directly impacted upon by the Housing Revenue Account Subsidy Settlement.
- Resources available to fund the Housing Investment Programme in relation to investment in new affordable housing or other general fund housing activities, where minimal ongoing right to buy sales, and therefore the associated capital receipt, significantly reduces the authority's ability to invest in these areas at the desired levels.

Next Stages

- 9) This report has confirmed that, despite the significant pressures faced by the Council over the short-term period, the key elements of the medium and long-term financial strategy can be maintained.
- 10) Key parameters set in the September 2009 MTS, most importantly in respect of reserves levels and the achievement of net savings targets, can be achieved in setting the 2011/12 Budget.
- 11) The document recommends the approval of capital bids (on a cross-Portfolio basis) in line with the key control set out in Section 13 of this document, i.e. that:
 - Capital approvals should be limited to the revised uncommitted capital funding level available over the period 2010/11 to 2014/15.
- 12) The document recommends detailed revenue bids and savings, together with bids against earmarked funds, for consideration at the meeting of the Executive on 20 January 2011.
- 13) Amendments proposed to Council by the Executive or opposition members will be reported in terms of changes to this document, as submitted for scrutiny to the special meeting of the Strategy and Resources committee on 4 February 2011.
- 14) Any amendments agreed at Council will be included in the final version of this document (Version 5), for subsequent publication on the Council's website.

Part A

Context

1. Purpose and Scope

Purpose

- 1.1 At a special meeting on 8 November 2010, the Council gave consideration to the budget prospects for the General Fund and Housing Revenue Account (HRA) for 2011/12 and future years in light of the Government Spending Review announcements made on 20 October. The approved Medium Term Strategy (MTS) set out the agreed financial strategy for the Council, and confirmed the framework for the detailed budget work to develop proposals for the 2011/12 budget, as part of the corporate decision-making cycle.
- 1.2 At this stage in the process, the range of assumptions on which the MTS was based need to be reviewed in light of the latest information available to determine whether any aspects of the strategy need to be revised. This will then provide the basis for the finalisation of the 2011/12 budget.
- 1.3 This document provides an overview of the review of the key assumptions, and sets the key parameters for the detailed recommendations and budget finalisation to be made at the meeting of the Executive on 20 January 2011.

Scope

- 1.4 The Budget-Setting Report is designed to provide an integrated view of the whole of the Council's finances and outlook. It covers both revenue and capital spending by the Council, highlighting the inter-relationships between the two, and the resultant implications. It also considers all of the financial accounts, or Funds, operated by the Council.
- 1.5 As with the MTS, a key feature of the detailed budget work has been risk assessment and management. In order to ensure that the Council's financial position and risks are appropriately managed over the medium and longer-term, within the financial projections, the following modelling periods have been adopted :

Table 1 : Financial Projection Periods

Documents	Period	Purpose / Use
MTS & budget	5 years	Detailed budget & Council Tax setting
Longer-term projections	25 years	To demonstrate long-term effects & thus sustainability

- 1.6 Figures within this report are generally shown over the shorter MTS projection period for ease of presentation. Any significant longer-term implications are specifically highlighted, as appropriate.
- 1.7 The underlying projections include sensitivity analysis on key factors, as part of the process of ensuring that effective contingency plans are available to the Council. This forms a key part of the basis for the consideration of appropriate levels of reserves to be maintained (dealt with in more detail in Section 16).

- 1.8 Figures within this report are shown as the 'expected' levels for financial planning purposes, with the potential levels of variance highlighted where appropriate.
- 1.9 This report will provide an overview of all aspects of the General Fund budget-setting process, whilst coverage for the HRA will, in part, be in summary as the full detail is specifically considered by the Housing Management Board and the Executive Councillor for Housing who has delegated responsibility.

Layout

- 1.10 This document has been divided into a number of parts, for ease of reference.
- 1.11 As many of the key factors are interdependent in nature it is essential that the review process is undertaken in a logical and structured way.
- 1.12 For the General Fund, this process culminates with a review of performance against the 4-year savings target which was established as part of the MTS 2010, and the associated level of reserves.
- 1.13 The whole process is based on the same key principles which underpinned the development of the original MTS (i.e. sustainability and prudence), and the aim is to deliver outcomes in line with the key financial targets agreed as part of the MTS.
- 1.14 The MTS agreed the following :
- A base position of the 2010/11 budget inflated to 2011/12 prices and adjusted for known / approved changes

for the General Fund :

- A Council Tax freeze for 2011/12, but with no allowance made for 'compensation' for the freeze, pending detailed announcement by Government of the level and duration of any such compensation
- A savings requirement of £6.261m over a four year period to 2014/15, based on a profile of savings of £2.068m in 2011/12, £0.972m in 2012/13, £1.348m in 2013/14 and £1.872m in 2014/15
- Projected net savings of £1.649m from Service Reviews in 2011/12 leaving a remaining overall saving requirement for 2011/12 of 0.83%
- Provision of a Priority Policy Fund in 2011/12 and future years at the level of £500,000 per annum
- A revenue reserves contribution to capital spending of £3.1 in 2010/11, £2.6m in 2011/12, and £1.4m per annum thereafter
- A projected reduction in Formula Grant of 30% over the four-year settlement period to 2014/15
- An assumption that the transfer of administration and funding for concessionary fares to upper tier authorities from 1 April 2011 may still leave the City Council worse off than prior to the introduction of the new scheme, by a sum of approximately £600,000

- A minimum working balance for Reserves of £1.5m, with a medium-term target level of £5m

for the HRA :

- A reduction requirement, to meet revenue targets, of 3% per annum for the MTS period but recognising that higher levels of savings in management cost would be required in the longer term - the requirement to be reviewed in light of changes anticipated to the national HRA funding regime
- A minimum working balance for Reserves of £1m, with a medium-term target level of £3m.
- The provision of Priority Policy Funding of £75,000 per annum from 2011/12.
- A revenue reserves contribution to capital spending of £2.7m in 2010/11, £2m in 2011/12, £2.9 m in 2012/13 and £2.6m from 2013/14, reducing in future years thereafter.

1.15 This report reviews the key factors as follows :

Table 2 : Review of Key Factors

Factor	Section No.	Notes
Part B : General Fund Revenue		
2010/11 Revised Budget	3	Based on January Scrutiny Committee reports.
Post-MTS Approvals	4	Based on decisions made under urgency powers and those proposed as part of the January 2010 cycle of scrutiny committee meetings
Local Government Finance Settlement	5	Based on Provisional Settlement figures published on 2 December 2010.
2011/12 Budget		
<ul style="list-style-type: none"> • Non-Cash Limit Items 	6	Based on January Scrutiny Committee reports.
<ul style="list-style-type: none"> • Performance against overall Cash Limit and Savings Target 	7	Based on January Scrutiny Committee reports.
Council Tax	8	Based on actual Taxbase return.
Earmarked Funds	9	Latest projections of key Funds and new items seeking funding approval.
Funding Available for PPF Bids in future years	10	Revised projection of the 'affordable' funding levels which meet the original key MTS parameters, in light of the review of the above factors.

Factor	Section No.	Notes
Part C : Housing Revenue Account Revenue		
Housing Revenue Account	11	Based on January Scrutiny Committee reports, including the Provisional Housing Subsidy Determination.
Part D : Capital		
Asset Management	12	Reflecting key asset management issues and planned work arising from the budget work.
Capital Plan	13	Based on January Scrutiny Committee reports.
Part E : Summary & Overview		
Reserves	16	Reflecting the implications of the above.

Process and Timing

- 1.16 The delay in the announcement of the Provisional Local Government Finance Settlement has meant that the majority of the detailed budget work had been completed, based on the assumptions and targets contained within the September 2010 MTS, before the content of the Settlement was known.
- 1.17 As a result, this document outlines the progress made as part of the budget process against these targets, with consideration of the content of the Provisional Settlement and it's implications being covered in a separate section (Section 16).
- 1.18 Timings of committee meetings in this cycle have meant that this report has had to be published before any of the scrutiny committee meetings have taken place. The information contained within this report has, therefore, had to be based on the information and recommendations contained within the published scrutiny committee papers.
- 1.19 An update of any changes resulting from the decisions of Executive Councillors following the scrutiny committee meetings will be reported at the Strategy & Resources Scrutiny Committee meeting.
- 1.20 This report is intended to be a working document, which will be updated as additional information and decisions become available. Where updates are relatively minor in nature updates of the relevant pages will be distributed, rather than re-printing the whole document.
- 1.21 It is anticipated that an updated version of this report will also be made available for the meeting of the Executive on 20 January 2011, with a final version based on decisions from that meeting going to Council on 17 February 2011.

1.22 This report also provides an overview of the position relating to the Housing Revenue Account, although decision-making on this is formally delegated to the Executive Councillor for Housing.

1.23 The overall version control plan is :

Table 3 : Document Version Control

Version No.	Revised version / updates for :	Content
1	Strategy & Resources Scrutiny Committee (17 January 2011)	Initial budget overview and budget proposals.
2	Executive (20 January 2011)	Details of Final Local Government Finance Settlement. Proposals of the Executive.
3	Special Strategy & Resources Scrutiny Committee (4 February 2011)	HRA position following the Final HRA Subsidy Determination. Amendments to Executive proposals. Minority Group budget amendment proposals.
4	Council (17 February 2011)	Final proposals to Council including Director of Finance Section 25 report and risk assessment and an Equalities Impact Assessment.
5	FINAL	Approved Budget for 2011/12 and forward projections.

2. Public Budget Consultation and Participation

2.1 Following the publication of the 2010 MTS, there was a piece of consultation work undertaken by the Council which provides important context for budget decision-making. The latest information is summarised below.

Public Budget Consultation

2.2 For a number of years the Council's budget process has included consultation with the citizens of Cambridge to find out which services were most important to residents and what they thought spending and savings priorities should be for the coming budget year.

2.3 We have used a mixture of surveys and workshops to build up trend data on the views of residents about spending and saving priorities and have found that views have been quite consistent over time.

2.4 This year we included a survey within the autumn edition of Cambridge Matters which asked residents to prioritise the Council's services in terms of their relative importance.

2.5 The preamble to the survey introduced the context of government grant reductions and the fact the council is looking for ways to provide services more efficiently. Readers were also made aware that some services are statutory while others are discretionary but they were not told which was which. Cambridge Matters was delivered between September 17 and October 1. Residents had until October 22 to return their questionnaire. A total of 449 households responded to the questionnaire. 36 of these responses were received through the council's website where the survey was also made available.

2.6 In broad terms the results reflect previous surveys. Respondents placed greatest importance on our core services: collecting rubbish, recycling, cleaning the streets and maintaining our parks and open spaces. They also placed high importance on working with the police to tackle crime and anti social behaviour. Respondents placed least importance on managing ticketed events and free events

2.7 Respondents were split over some services. For example:

- 17% said CCTV was of high importance and 35% said CCTV was less important.
- 28% said 'Planning for new housing, including affordable housing and designing attractive new neighbourhoods' was of high importance whilst 19% said it was less important.
- 28% said 'Providing and maintaining sports and leisure services such as swimming pools' was of high importance whilst 16% said it was less important.

2.8 The table below shows the percentage of respondents that ticked each service area in answer to the following two questions:

1. Please select three services that are very important to you and that you think the Council should provide to the highest possible standard.
2. Then select three services that are less important and that could be provided at a lower standard

Table 4 : Budget Consultation Responses

Service Area	High Importance	Less Importance
	%	%
Collecting rubbish and giving advice on recycling	68	4
Working with the police to tackle crime and anti-social behaviour	52	6
Cleaning the streets	51	6
Managing and maintaining the city's parks and open spaces	43	7
Preventing air water noise and land pollution	37	10
Conserving the city's buildings and trees	35	9
Running community centres, supporting community groups and activities for older people, young people, disabled people and people from ethnic minorities	35	13
Managing and maintaining public toilets	34	10
Providing and maintaining sports and leisure services such as swimming pools	28	16
Planning for new housing, including affordable housing and designing attractive new neighbourhoods	28	19
Paying benefits and preventing benefit fraud	28	13
Helping homeless people	27	14
Protecting the environment and tackling climate change	27	18
Managing and maintaining council houses and involving tenants	27	18
Giving grants to voluntary groups to help them run services	21	21
Managing and maintaining the city's CCTV system	17	32
Managing commercial premises for local business e.g. market and neighbourhood shops	13	29
Managing and maintaining city car parks	12	30
Enforcing food safety, health and safety and standards in private rented housing	12	33
Running the tourist information centre and services for visitors	11	34
Managing events with free entry like bonfire night and the big weekend	10	60
Managing events that you would buy a ticket for, like a concert at the Corn Exchange or the Folk Festival	6	66

Note: Many respondents ticked more than three service areas

Participatory Budgeting

- 2.9 The Council is progressing work to move the organisation towards a much more participatory approach to local engagement and local decision making. The Council has agreed to run a pilot in the north of the City during 2011/12 which will test out more radical and inclusive engagement and participation options and enable local residents to agree local priorities with their elected ward councillors which will help to shape local spending and local service delivery.

Part B

General Fund Revenue

3. Revised Budget 2010/11

- 3.1 General Fund (GF) revenue budgets for the current year (2010/11) were initially reviewed as part of the 2010 Medium Term Strategy (MTS).
- 3.2 The 2010/11 revenue budgets have been further reviewed as part of the current cycle of scrutiny committee meetings and are reported here. They have been updated, as appropriate, for meetings such as the Executive on 20 January 2011.
- 3.3 The overall effects of the revised budget proposals, compared to the Original Budget, are shown in the table below.

Table 5 : GF Revised Budget Comparison 2010/11

2010/11 Revised Budget	2010 MTS £	Jan. 2011 £
Net GF Expenditure	25,535,990	23,569,070
Variation on previously reported projection		(1,966,920)

- 3.4 The budgets presented to scrutiny committees in this current cycle show a revised net expenditure position for the current year of £23,569,070. It should be noted that this includes carry forward approvals from 2009/10, significant items together with savings and unavoidable bids in the current year and the effects on Direct Revenue Funding (DRF) of the net re-phasing of capital expenditure from 2010/11 into future years. The variations from the original estimate are summarised in the table 6 below, which also shows the position updated from that reported in the MTS.
- 3.5 Detailed information has been considered by each of the scrutiny committees in the current committee cycle.

Table 6: Main Variations - 2010/11 Original to Revised Budgets

Description	Variations 2010/11 Original to Revised Budget £	
2010/11 Original Budget		24,017,650
Previously Approved:		
2009/10 Carry Forward Approvals (met from reserves)	1,034,280	
Capital re-phasing and adjustments	778,000	
New approvals in the MTS (November 2010)	(293,940)	
Total Adjustments		1,518,340
2010/11 Revised Budget (as at MTS November 2010)		25,535,990
2010/11 revisions reported to January 2011 cycle:		
Net effect of current year savings and unavoidable bids	(830,920)	
Capital re-phasing and adjustments	(1,136,000)	
Total Adjustments		(1,966,920)
2010/11 Revised Budget		23,569,070

- 3.6 To ensure effective budgetary control, the revised budget figures, as reported here, have been used for operational purposes pending formal approval.
- 3.7 In summary, since the MTS , for the current year, there will be a net reduction in use of reserves of £1,966,920 relating to items reported in the January cycle taking account of a net capital re-phasing of £1,136,000 from 2010/11 into future years.
- 3.8 A number of savings and unavoidable bids have been identified as part of the revised budget process for 2010/11 budgets. These have been reported in detail to the relevant scrutiny committees as part of their budget reports. The detailed items are shown in Appendix B, for ease of reference.
- 3.9 The items submitted for Revised budget will be analysed to ensure that any appropriate lessons can be learned for future budget management and monitoring.

Overall Position

- 3.10 For the January cycle a reduced use of reserves of £1,966,920 has been identified, based on latest projections, and this has been built into this document.
- 3.11 An overall net reduction is projected for the Revised Budget and this report proposes the application of this as part of the wider proposals for finalising the budget for 2011/12. This proposal is reflected in the General Fund projection at Appendix W.

4. Post-MTS Approvals

4.1 This section covers any decisions, with financial implications, taken since the finalisation of the Nov 2010 MTS, i.e. :

- During the October 2010 and January 2011 Scrutiny Committee cycles, and
- Under urgency arrangements

4.2 The implications of these decisions have been taken into account in reviewing the final budget proposals.

4.3 These items are summarised in the tables below.

Revenue Approvals

4.4 The revenue implications of post-MTS decisions are :

Table 7 : Financial Implications of Post-MTS Revenue Approvals

Item Approved	2010/11 £	2011/12 £	2012/13 £	2013/14 £	2014/15 £
- no items in this category					
Net Effect	0	0	0	0	0

Capital Approvals

4.5 The capital items which received post-MTS approval are :

Table 8 : Financial Implications of Post-MTS Capital Approvals

Item Approved	2010/11 £	2011/12 £	2012/13 £	2013/14 £	2014/15 £
SC467 - Lammas Land Play Area	20,000	0	0	0	0
SC468 - Vie Play Area	30,000	0	0	0	0
SC469 - Vie Public Open Space	175,000	0	0	0	0
SC470 - Market Improvement Plan – Replacement of Market Sheets	23,000	0	0	0	0
SC510 - Chip & Pin Upgrade in Car Parks	40,000	40,000	0	0	0
SC511 - Route Optimisation Software	15,000	0	0	0	0
Gross Scheme Cost	303,000	40,000	0	0	0
Net Effect on Reserves	0	0	0	0	0

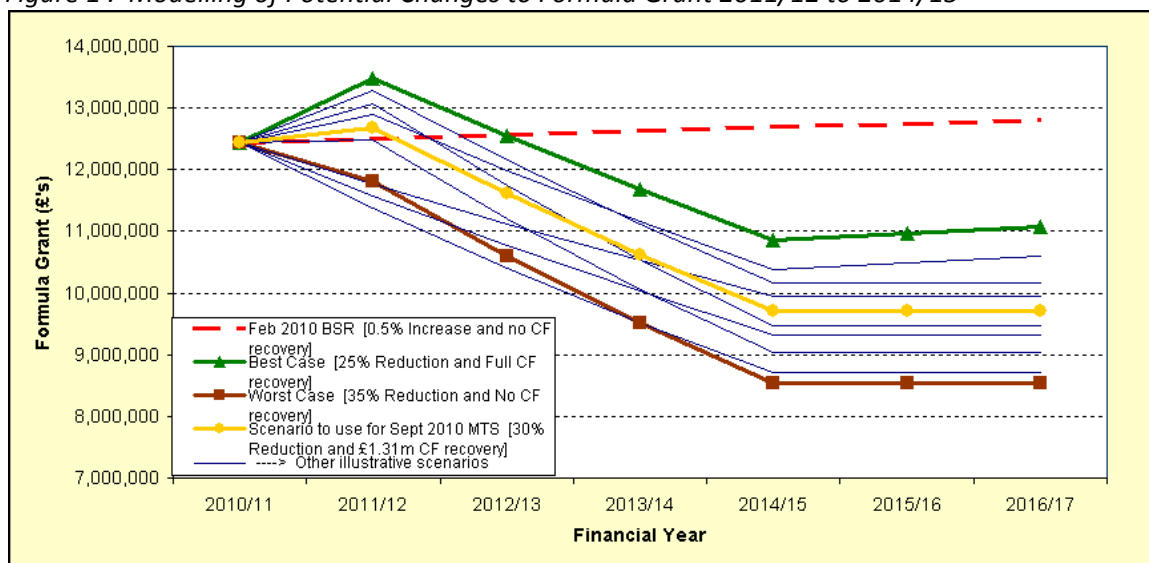
5. Local Government Finance Settlement

- 5.1 Details of the Provisional Local Government Finance Settlement for the two years 2011/12 and 2012/13 were announced, later than anticipated, on Monday 13 December 2010. The consultation period on the proposed settlement closes on Monday 17 January 2011.
- 5.2 As a consequence of the delayed announcement, the majority of work in developing the Council's 2011/12 budget proposals and future year projections has been based on the budget strategy approved in the September 2010 MTS. In approving the MTS at Council in November 2010, account was taken of the impact of the 20 October 2010 Government Spending Review announcement, on the assumptions and financial forecasts that the Council had made in arriving at the recommended budget strategy.
- 5.3 The implications of the Provisional Local Government Settlement for the City Council are set out in an additional section to this report (Section 16). This serves to clearly identify the implications in terms of the MTS assumptions and the additional actions that are proposed in response to the announcement. Section 16, therefore, contains the latest information in respect of Formula Grant, together with specific grant streams where these have been announced.

Formula Grant

- 5.4 For the purposes of setting the budget strategy (as approved in the MTS) the assumptions made in respect of formula grant and the City Council's entitlement were based on indications of the level of reductions in Government department funding announced as part of the Emergency Budget of 22 June 2010. This indicated an average of 25% reductions over a four-year period for 'unprotected' departments. Subsequent to the Emergency Budget, Government Departments were asked to exemplify the impact of reductions of up to 40%.
- 5.5 In considering the impact of reductions in Formula Grant the Council also needed to consider the impact of financial adjustments to be implemented as part of the transfer of responsibility for the Concessionary Fares scheme to the County Council with effect from 1 April 2011.
- 5.6 The graph below shows the range of potential outcomes which were modelled for the MTS, based on combinations of assumptions for Formula Grant reductions and Concessionary Fares funding adjustments.

Figure 1 : Modelling of Potential Changes to Formula Grant 2011/12 to 2014/15



- 5.7 The assumption made for the MTS was to plan for an overall reduction of 30% in Formula Grant over the Spending Review period 2011/12 to 2014/15.
- 5.8 Although there were some indications that there may be a degree of front-loading to the reduction in grant, in the absence of any firm indication of the profiling of grant reductions over the period, it was decided to base initial forecasts on the reduction being spread evenly over the four-year period.
- 5.9 In relation to the adjustment of Formula Grant and Special Grant to reflect the transfer of Concessionary Fares responsibility, it was anticipated that the adjustment would at least reflect the additional grant of £1.31m which was received in 2010/11, following successful lobbying of central government; although this was awarded for one year only.
- 5.10 The net impact of these assumptions was that the City Council would suffer an on-going loss of the order of £600,000 per annum over the period from 2011/12 to 2014/15, inclusive.
- 5.11 The resulting projections of Formula Grant for the City Council were:

Table 9 : Total Formula Grant - 2010/11 to 2013/14

	2010/11 Final £	MTS 2010 Projections £'s			
		2011/12	2012/13	2013/14	2013/14
Share of Business Rates	10,861,221				
Revenue Support Grant					
- Basic	1,135,385				
- Floor Protection	441,765				
Total Formula Grant	12,438,371	11,377,380	10,406,890	9,519,180	8,707,190
Change on previous year (cash basis) - £	61,882	(1,060,991)	(970,490)	(887,710)	(811,990)
- %	0.50%	8.53%	8.53%	8.53%	8.53%

- 5.12 The methodology for Formula Grant up to 2010/11 included grant 'damping arrangements' under which authorities received a minimum annual increase in grant. This was achieved through the payment of an amount of additional grant set to bring the Council's entitlement up to the minimum level of year-on-year increase (the 'Floor') as shown above.
- 5.13 The Floor adjustment element of grant, therefore, represents the level of risk to the Council in future Settlements, should this mechanism for damping the effects of reduction in grant entitlement be phased-out or withdrawn.
- 5.14 For 2010/11, the floor protection element of grant at £441,765 represents 3.55% of the Council's total formula grant and has increased slightly in each of the last three years. At its peak, in 2003/04, when its entitlement was significantly reduced as a result of the fall in population determined through Census 2001, floor protection amounted to £1,950,309 (17.39%) of the Council's total grant.
- 5.15 The level of floor protection has been particularly significant in the context of the sub-regional growth agenda, in that until the Council's entitlement moves above the Floor level, increases in population arising from growth will not result in direct cash increase in grant (merely serving to reduce the gap to the Floor).
- 5.16 Spending Review 2010 is expected to involve significant changes to Formula Grant and its associated methodology. Although it is anticipated that some form of damping would be included in order to limit the degree of change for any individual authority, this may be achieved through a significantly different approach.
- 5.17 As a result, the City Council cannot at this stage count on continuing to receive additional funding through a damping mechanism.

Specific and Area Based Grants

- 5.18 Throughout the period leading up to the MTS 2010, Government indicated that it would, as part of the Local Government Settlement, make a number of changes to the way in which specific and Area Based Grant funding would be distributed. These changes included removal of ringfencing from certain grants, absorption of some funding streams within Formula Grant and discontinuing others.
- 5.19 Two new funding streams from 2011/12, relevant to the City Council, were also identified and consultation papers issued. These were a grant to recompense authorities agreeing to freeze their Council Tax in 2011/12 at the level of 2010/11 and a New Homes Bonus Grant designed to encourage the building of new dwellings and affordable homes in particular.
- 5.20 The table below shows the City Council's Specific Grants entitlement for the current year, 2010/11 and original allocations for later years. Actual entitlements for future years will not be known until the Final Local Government Settlement announcement in early 2011, or later where consultation responses dictate.

Table 10 : Specific and Area Based Grants 2010/11 to 2012/13

Specific Grants / Area Based Grants	2010/11 £	2011/12 £	2012/13 £
Preventing Violent Extremism (PVE) Grant	137,830	tba	tba
National Concessionary Fares Grant	678,690	n/a	n/a
Additional Concessionary Fares Special Grant	1,311,122	n/a	n/a
Climate Change Planning Policy	22,500	tba	tba
Housing Growth Fund – Cambridge Green Necklace Project/s	86,655	0	0
Housing & Council Tax Benefit Administration	783,700	tba	tba
Additional Housing & Council Tax Benefit Administration – to fund additional staffing resources required in light of the economic climate	79,200	tba	0
Homelessness Revenue Grant	401,050	tba	tba
Homes & Communities Agency (7 units HRA new build)	295,000	n/a	n/a
Surface Water Management Plan (SWMP) for Cambridge & Milton	100,000	0	0
New Homes Bonus	0	tba	tba
2011/12 Council Tax Freeze Grant	0	tba	tba

Concessionary Fares Grant

- 5.21 The main source of funding for concessionary fares, intended to meet the additional costs of the England-wide scheme (which came into operation on 1 April 2008) was in the form of a specific grant from the Department for Transport. The national scheme guarantees free off-peak travel anywhere in England for people aged 60 and over and eligible disabled people. Government support for the costs of the previous scheme is contained within Formula Grant.
- 5.22 Under the scheme, the costs of concessionary travel are charged to the local authority in which a journey starts and the City Council, as a regional centre with significant visitor numbers, faced a major shortfall in funding of the order of £1.9 million per annum. Following extensive lobbying of Central Government by the City Council and other similarly affected local authorities, an additional grant of £1.31 million was awarded for 2010/11. However the Council estimates that it still faces a shortfall in funding of approximately £600,000 in 2010/11.
- 5.23 The February 2010 Budget-Setting Report projections were based on the prudent assumption that the additional grant was for 2010/11 only, and therefore included a cost pressure of £1.9 million per annum from 2011/12.
- 5.24 From 1 April 2011, responsibility for the administration and funding of concessionary bus travel is being transferred to upper tier authorities. As part of the Government consultation on possible changes to the distribution basis for Formula Grant from 2011/12, a number of options are being considered for the reallocation of funding from District councils to upper tier authorities. It is likely that the outcome of the consultation will not be known until the provisional Local Government Settlement announcement expected in late November/early December 2010.
- 5.25 For the purposes of financial modelling for the MTS, it was assumed that the net funding pressure that had resulted from the scheme would be reduced by the amount equivalent to the additional grant for 2010/11 (£1.31 million) as the result of the financial adjustments between the City and County Council on the transfer of responsibility.

Homelessness Grant

- 5.26 The Council has received approximately £400,000 a year grant direct from the Communities and Local Government (CLG) to fund services to address homelessness over the three-year period ending March 2011. Much of this grant is passed on to independent sector partners through fifteen contracts or service level agreements for services that are clearly central to the prevention of homelessness or to support local homeless people.
- 5.27 The CLG has announced its intention that from April 2011 any funding would be allocated to the County Council to administer through the Area Based Grant system. It is not clear at this stage how such an arrangement would operate locally. In addition to this risk, any new allocation of Homelessness Grant is unlikely to be announced until after the Spending Review in October 2010.
- 5.28 The City Council is not contractually committed to fund the majority of the services beyond April 2011. However, clearly any significant reduction in funding will have a significant impact for local homeless people and for partner agencies with which the Council works to support them. Careful management of agreements with partner agencies will be required to ensure that the Council is not financially exposed should grant support for this work be significantly reduced.

Housing Growth Fund (HGF)

- 5.29 The Housing Growth Fund (Cambridge Green Necklace Projects) grant is for the implementation of revenue and/or capital schemes for the protection and creation of biodiversity habitats in the Southern Fringe growth area
- 5.30 The funding shown in the above table was allocated by Horizons for year 3 of works at Byrons Pool. Following the Government's proposal to reduce the Housing Growth Fund capital allocation by almost £6 million, the allocation was nearly halved and the funding reflects the balance available to complete the project.

New Homes Bonus

- 5.31 Housing Minister, Grant Shapps, wrote to all councils on 10 August 2010 to reiterate the Government's commitment to put in place a framework of incentives to encourage housing and economic development. It is proposed that this scheme, New Homes Bonus, will effectively replace Housing and Planning Delivery Grant (HPDG) - which had been in operation since 2008/09).
- 5.32 The letter confirmed that a New Homes Bonus scheme would be put in place early in the Spending Review period to reward councils who facilitate the building of new homes.
- 5.33 The consultation paper for New Homes Bonus (NHB) was issued on 12 November 2010. The deadline for comments was 24 December 2010.
- 5.34 The key aim of the NHB is to reward those local authorities that deliver sustainable housing development. The consultation paper proposes three elements that would make up the total Bonus payable each year:
- A payment for each additional dwelling, linked to the national average of the Council Tax band
 - A payment for each additional dwelling that meets the definition of 'affordable'
 - A payment for each empty home brought back into use
- 5.35 The NHB calculated for year 1 (2011/12), would then be payable for the following six years (ending 2017/18). The NHB calculated for year 2 (2012/13), would then be payable for the following six years (ending 2018/19) and so on.
- 5.36 The Department for Communities and Local Government have indicated that nearly £200m has been aside to fully fund the scheme in 2011/12. For the following three years of the spending review (2012/13 to 2014/15) a further £250m per annum has been set aside and funding beyond these levels will come from Formula Grant.
- 5.37 For lower tier authorities, the consultation paper indicates that an element of NHB would be payable to upper tier authorities, but is yet to specify what that share might be
- 5.38 Until the NHB consultation process has been concluded and final scheme arrangements are announced it is not possible to calculate the level of grant that the Council will receive.

- 5.39 The September 2010 MTS included a commitment to extend by 12 months the 22.2 FTE fixed-term posts which had been set up as part of the Council's response to the planning and delivery requirements of the growth agenda. The funding for this commitment was based on an expectation that half of the cost (£436,950) could be met from external income sources, such as the new NHB scheme, with the remainder being met initially from use of reserves.

Council Tax Freeze Grant

- 5.40 The 20 October 2010 Spending Review announcement stated that the Government will fund the equivalent of a 2.5% increase in Council tax in 2011/12 for those authorities that freeze that year's Council Tax at 2010/11 levels. This funding is to be continued for the four years of the Spending Review period.
- 5.41 The September 2010 MTS was based on the prudent assumption that no such compensation would be receivable, and therefore the additional sums due will represent increased spending power for the Council, albeit over a limited period. It is estimated that the annual payments will be in the region of £170k.

Specific and Area Based Grants Usage

- 5.42 For 2010/11, as in previous years, specific grants, although not formally required to be ring-fenced, were earmarked to fund developments, or to meet new statutory requirements, in the associated services.
- 5.43 For future years it should be noted that the Government's stated intent is to reduce the level of specific and ringfenced grants in order to give greater discretion to local authorities.

Capping

- 5.44 The forthcoming Localism Bill is expected to include provisions which will abolish capping by Central Government, instead giving the public the power to approve or veto excessive Council Tax rises. Any local authority wishing to increase its Council Tax beyond a threshold determined by the Government would be required to hold a referendum to seek the approval of the local electorate.
- 5.45 Although it is now unlikely that such measures will come into effect for 2011/12, it is expected that they will be in place for 2012/13 Council Tax Setting. In the interim period the Government has stated that it reserves the right to use existing capping powers to protect tax payers from excessive increases where necessary.
- 5.46 Given that the September 2010 MTS included the proposal to freeze the level of Council Tax for 2011/12, it is not anticipated that capping will be an issue for the Council in that year.

Future Year Projections

- 5.47 The 2010 Spending Review covers a 4-year period to 2014/15, however the Council needs to make assumptions about the levels of funding for future years as part of it's 25-year modelling of revenue for the General Fund.
- 5.48 In the current economic climate the prospects for the next Spending Review period do not look positive for local authority funding. There must be an expectation of the continuation of a tight financial position with increasing pressures in terms of efficiency expectations.
- 5.49 Future projections for grant beyond 2014/15 have therefore, been based on a cash standstill in Formula Grant.

6. Non-Cash Limit Budgets

6.1 A number of budget heads are excluded from the main cash limit process, due to their nature or to the timing of related announcements during the budget-setting process. The main items reviewed at this stage are :

External Interest

6.2 There has not been any change to Bank Rate since the publication of the September 2010 MTS. The market's current projections for Bank Rate show that the historically low level of 0.50% is likely to remain until December 2011 and then to only increase by 0.25% increments to end the financial year (March 2012) at 1.00%. Thereafter the 'median' of forecasts show annual average bank rates of 1.90% for 2012 and 2.80% for 2013. These rates are approximately 0.75% lower than were forecast for the MTS and have been revised downwards as a result of slower recovery from the recession.

6.3 The MPC's Bank Rate decisions since the publication of the MTS are shown below :

Table 11 : Monetary Policy Committee (MPC) Bank Rate Decisions since the MTS

MPC Meeting Dates	Publication of Minutes	Bank Rate Decision
8 & 9 September 2010	22 September 2010	Rate maintained at 0.50%
6 & 7 October 2010	20 October 2010	Rate maintained at 0.50%
3 & 4 November 2010	17 November 2010	Rate maintained at 0.50%
8 & 9 December 2010	22 December 2010	Rate maintained at 0.50%
12 & 13 January 2011	26 January 2011	tba
9 & 10 February 2011	23 February 2011	tba

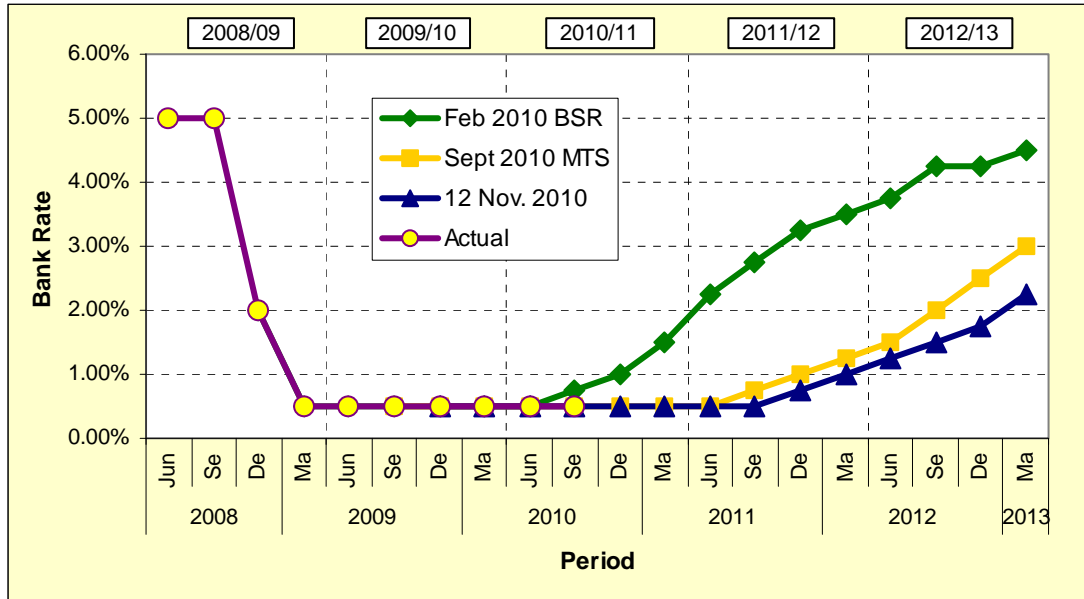
6.4 The Council's Treasury Advisors, SECTOR Treasury Services Ltd, emphasize that there is a downside risk to the above forecasts if recovery from the recession remains even slower than currently expected. There are also huge uncertainties in all forecasts concerning the economy due to the major difficulties of forecasting such items as the,

- speed of economic recovery in our major trading partners, the US and EU
- degree to which government austerity programmes will dampen economic growth and undermine consumer confidence
- changes in the consumer savings ratio
- potential for more quantitative easing and the timing of this both in the UK and US, and its subsequent reversal

- speed of recovery of bank’s profitability and consequent implications for the availability of credit to borrowers
- potential for a major EU sovereign debt crisis which could have a significant impact on financial markets and the global and UK economy

6.5 The graph below shows SECTOR’s current (12 November 2010) projection for Bank Rate plotted against those previously reported.

Figure 2 : Bank Rate Projections – 2010/11 to 2012/13



6.6 The above clearly shows the steep fall in Bank Rate that has occurred since late 2008 and the fact that rates are not expected to start increasing until quarter ending December 2011. It also shows that the forecast of movements in Bank Rate has diverged significantly from the projections originally given in the February 2010 Budget Setting Report and marginally from those given in the September 2010 MTS. The effect of these changes in interest rates has been built into the current budget

6.7 Given the continuing volatility of the overall economic position it will be essential to continue to closely monitor future MPC actions, and their implications for the Council’s own financial position.

6.8 The next key dates for the meetings of the Committee and the next Inflation Reports are:

Table 12 : Monetary Policy Committee (MPC) – Meeting dates to September 2011

MPC Meeting Dates	Publication of Minutes	Inflation Report Date
9 & 10 March 2011	23 March 2011	
6 & 7 April 2011	20 April 2011	
4 & 5 May 2011	18 May 2011	11 May 2011
8 & 9 June 2011	22 June 2011	
6 & 7 July 2011	20 July 2011	
3 & 4 August 2011	17 August 2011	10 August 2011
7 & 8 September 2011	21 September 2011	

Inflation Projections

- 6.9 At this stage in the budget process it is not felt that there is a requirement to revise the pay and non-pay inflation provisions which were included in the September 2010 MTS.

Pension Fund

- 6.10 The City Council is part of the Cambridgeshire Pensions Fund, which is administered by the County Council. The rate of contribution paid to the fund by each of the individual participating employers is set following a triennial revaluation of the Fund by the appointed actuary.
- 6.11 The next scheduled triennial revaluation of the Fund will be based on the position as at 31 March 2010, and will identify any requirement for changes to the contribution rates payable by each of the Fund members.
- 6.12 At the point of publishing the September 2010 MTS there had been no definitive advice available from the actuary to the County Pension Fund on the prospects for the next triennial revaluation. The initial (draft) results of the re-valuation of the fund had been expected in November 2010. Although no formal report has yet been received, initial findings were presented by the actuary at an Employers' Forum meeting on 8 December 2010.
- 6.13 The last (2007) valuation found that the Fund had an effective funding level of only 86.4% (compared to 79.4% at 31 March 2004) with an identified shortfall on the Fund as a whole of some £219m. The latest revaluation is expected to identify an increase in the deficit to £555m (a funding level of 72.9%), reflecting increased longevity and low interest rates and investment market performance – offset in part by the move to using CPI for index-linking, pay restraint and later retirement.
- 6.14 Contribution rates are calculated on an individual basis for each participating employer. For the City Council element of the Fund, the funding level was assessed at 85.5% in 2007 (compared with 79.5% in 2004). The funding level at 2010 is expected to be in the region of 72%.

- 6.15 Subsequent to the revaluation date there has been some improvement in the investment markets and the Government's expectation of further pay restraint, outlined in the Emergency Budget, together with the initial findings of the Independent Public Services Pensions Commission (Chaired by Lord Hutton), will all have a positive effect on the Fund's position.
- 6.16 In setting contribution rates the Fund actuary is aiming for the projected deficit to be recovered over an agreed period (20-years at the last revaluation). At the 2007 revaluation this resulted in an agreed series of increases in rates through to 2010/11.
- 6.17 As part of the September 2010 MTS the Council had provided for an increase in rates from 2011/12 onward, covering a six-year period, in recognition of the adverse impact that the economic downturn would undoubtedly have had on investment income to the Fund. This is shown in the table below, together with the additional cost.

Table 13: Employers Pension Fund Contribution Rates

	2009/10	2010/11	2011/12	2012/13	2013/14	2014/15
2004 Valuation Rates	18.3%	20.2%	-	-	-	-
2007 Valuation Rates	17.2%	18.6%	18.6%	18.6%	18.6%	18.6%
Provision for 2010 Valuation	-	-	19.35%	20.10%	20.85%	21.6%
Increase / (Decrease)	(1.1%)	(1.6%)	0.75%	1.50%	2.25%	3.00%
Budget Impact (in year)	£	£	£	£	£	£
- GF	(268,730)	(390,880)	164,250	328,500	492,750	657,000
- HRA	(85,030)	(123,680)	63,820	127,640	191,460	255,280
Total	(353,760)	(514,560)	228,070	456,140	684,210	912,280

- 6.18 Revised contribution rates from 2011/12 have yet to be confirmed by the actuary. Although the performance of the Fund would appear to confirm that there will be a requirement for an increase in contribution rates, this may well be offset by changes to the Local Government Pension Scheme.
- 6.19 Nationally, the Independent Public Services Pensions Commission, Chaired by Lord Hutton, has been tasked with conducting a fundamental structural review of public service pension provision and has been asked to make recommendations to the Chancellor and Chief Secretary on pension arrangements that are sustainable and affordable in the long term, are fair to both the public service workforce and the taxpayer and are consistent with the fiscal challenges ahead, while protecting existing scheme members' accrued rights. The Commission is expected to publish its final report in time for the Government's 2011 Budget.
- 6.20 Based on the information available at the present time, it is felt appropriate to continue with the current provision for increased contribution payments with effect from 2011/12. Updated information will be provided to Members once the actuary's report is finalised.

- 6.21 In addition to employer's contributions for existing staff, since April 2005, the Council has also been required to make a capitalised payment to cover the effect on the Fund of any early retirements. The effect is calculated and reported to Members at the point that the decision is made, and is paid to the Fund over a 5-year period. This reflects accepted best practice, and serves to provide clear focus on the financial implications of early retirement decisions.

Centrally Allocated Costs and Organisational Restructuring

- 6.22 Where costs are 'pooled' and then allocated to user services these have, in many cases, had to be accounted for in a 'parent' committee within the cash limit system, for the purposes of savings and bids. Therefore, once the budgets are approved these costs together with appropriate cash limit adjustments will be allocated to the relevant service portfolios.
- 6.23 This year further work is also required on detailed budgets due to the corporate and departmental restructuring. Delegation to the Director of Resources will be sought from Council for authority to finalise changes relating to this and the reallocation of support service and central costs, in accordance with the CIPFA Best Value Accounting Code of Practice and the Service Reporting Code of Practice for Local Authorities (SeRCOP) which applies from 1 April 2011 i.e. for 2011/12 budgets.

Summary Position

- 6.24 The overall effect of changes to the Non-Cash Limit items is :

Table 14 : General Fund Changes to Non-Cash Limit Items Summary

Factor	2010/11 £	2011/12 £	2012/13 £	2013/14 £	2014/15 £
Reduction in DWP Admin Subsidy Grant	0	8,610	8,610	8,610	8,610
Net Effect	0	25,830	25,830	25,830	25,830

- 6.25 These changes are taken into account in the determination of the overall budget position.

7. Performance Against Cash Limit / Savings Target

- 7.1 This report incorporates the proposed net spending levels for all portfolios which have resulted from their decisions (to date) in the current cycle.
- 7.2 For this year's budget process a Cash Limit for the General Fund as a whole has been adopted, rather than Cash Limits for each Portfolio. This reflects the significant contribution to the savings requirements which is being delivered through the Council's Service Review process.
- 7.3 The following table summarises the level of net savings which are being proposed by each of the Portfolios, and compares this to the overall net savings target for the General Fund. A more detailed comparison is included at Appendix D.
- 7.4 Cash Limit or budget adjustments have been reported to service scrutiny committees, as appropriate, and are included in the projections.

Table 15 : Performance above / (below) Cash Limits / Savings Target : General Fund

Portfolio	2011/12 £	2012/13 £	2013/14 £	2014/15 £
Reduction Required to meet 2011/12 General Fund Cash Limit	2,068,230	2,068,230	2,068,230	2,068,230
Community Services – Arts & Recreation	(355,000)	(335,000)	(370,000)	(370,000)
Community Services – Community Development & Health	(203,790)	(292,750)	(327,750)	(362,750)
Community Services – Housing	(82,630)	(82,630)	(82,630)	(82,630)
Environment – Climate Change & Growth	(613,160)	(630,360)	(610,360)	(610,360)
Environment - Environmental & Waste Services	(332,200)	(347,900)	(347,900)	(346,800)
Strategy & Resources – Customer Services & Resources	(353,220)	(308,060)	(308,060)	(458,060)
Strategy & Resources – Strategy	(242,690)	(242,690)	(242,690)	(242,690)
Net Effect	(114,460)	(171,160)	(221,160)	(405,060)

- 7.5 Details of the Savings and Unavoidable Bids submitted, which result in the above position, are shown in Appendix E.
- 7.6 As noted above, a process of Service Reviews has been developed over recent years which seeks to identify particular service areas for detailed review work. This also facilitates an earlier start to work in these areas, so that changes with longer-lead times for consideration, approval and implementation can be more readily incorporated within the budget process.

- 7.7 The September 2010 MTS noted the importance of this process in determining the achievability of the net savings targets set each year, and the projected level for the reviews taking place in 2010/11 was a significant part of deeming the target of £2,068,230 as achievable.
- 7.8 At the time of publication of the September 2010 MTS the projected level of savings in 2011/12 from Service Reviews was identified as £1,649,400. Subsequently, further work identified the need to reschedule some of these savings into future years, to reflect timing implications of the changes to services being proposed. This resulted in a revised projection of £1,529,250.
- 7.9 The following table summarises the level of net savings resulting from the 2010/11 Service Reviews, and compares this to the revised projection.

Table 16 : Net Savings Delivered By 2010/11 Service Reviews

Portfolio	2011/12 £	2012/13 £	2013/14 £	2014/15 £
Projected Net Savings From 2010/11 Service Reviews	1,529,250	1,529,250	1,529,250	1,529,250
Net savings From 2010/11 Service Reviews in February 2011 BSR Proposals	1,449,650	1,647,150	1,682,150	1,884,150
Net (Over) / Under Achievement of Net Savings	79,600	(117,900)	(152,900)	(354,900)

- 7.10 This shows that, although there was a slightly lower than expected contribution in 2011/12, the projected level of net savings has been exceeded in practice from 2012/13 onwards. Indeed the final two years exceeded the projected level of contribution outlined in the MTS. The increase in the level of net savings in future years reflects part-year effects in 2011/12 and initial costs of change.
- 7.11 The contribution of Service Reviews to the overall level of savings has been significant (ranging from 63.0% in 2011/12 to 74.6% in 2014/15), and an even more significant contribution when compared to the overall level of net savings (ranging from 69.1% in 2011/12 to 78.2% in 2014/15).
- 7.12 This serves to confirm the significant role of the Service Review process, and the robustness of the projections included in the September 2010 MTS.
- 7.13 Service Reviews, will undoubtedly be a critical part of the Council's future savings strategy, and this will be covered further as part of Section 17.

8. Taxbase and Council Tax

General Factors

- 8.1 The Council Taxbase is one element in determining both the level of Council Tax to be set and the amount it is estimated will be collected. It is formally agreed by the Council, though the responsibility is delegated to the Director of Finance in practice.
- 8.2 The taxbase reflects the number of domestic properties in the City expressed as an equivalent number of Band D properties using the relative weightings for each band. This also needs to take account of single occupiers, exempt and discounted properties and projected growth in dwellings, as well as including a deduction for assumed non-collection.
- 8.3 The provisional figures for the Taxbase are given in Appendix G, and these will form the basis of the final approved level for tax setting and precepting purposes. A further review will be undertaken in early January 2011 in line with statutory requirements.
- 8.4 This document retains the assumption, agreed as part of the MTS, of freezing the level of Council Tax for 2011/12 at the same level as for 2010/11, i.e. at £166.57 at Band D.
- 8.5 The table below shows the City Council element of the Council Tax, for each property band, based on this assumption.

Table 17: City Council element of Council Tax

	City Council Tax		Difference
Band	2010/11 £	2011/12 £	£
A	111.05	111.05	0.00
B	129.55	129.55	0.00
C	148.06	148.06	0.00
D	166.57	166.57	0.00
E	203.59	203.59	0.00
F	240.60	240.60	0.00
G	277.62	277.62	0.00
H	333.14	333.14	0.00

- 8.6 The proposed freeze in the rate of Council Tax can be compared with a range of inflation measures as at October (the month used each year for comparative purposes) 2010 as set out in the table below :

Table 18 : Inflation Rates - October 2010

Inflation Measure	Inflation Rate %
Retail Price Index (RPI)	4.50
RPI excluding mortgage payments (RPIX)	4.60
Consumer Price Index (CPI)	3.20

- 8.7 This serves to indicate the level of pressure on spending which the freeze in Council tax level for 2011/12 will result in.
- 8.8 In recognition of this pressure, the Government, as part of the 20 October 2010 Spending Review announcement stated that it will fund the equivalent of a 2.5% increase in Council tax in 2011/12 for those authorities that freeze that year's Council Tax at 2010/11 levels. This funding is to be continued for the four years of the Spending Review period, and is expected to be paid through an additional Area Based Grant.
- 8.9 The Spending Review did not include any funding for further freeze in the level of Council Tax in 2012/13 or beyond, and there is no indication that the funding in respect of the 2011/12 freeze will continue beyond 2014/15.
- 8.10 The September 2010 MTS was based on the prudent assumption that no such compensation would be receivable, and therefore the additional sums due will represent increased spending power for the Council, albeit over a limited period. It is estimated that the annual payments will be in the region of £170k.
- 8.11 From 2012/13 onwards the Council's financial projections assume that increases in the level of Council Tax are linked to inflation; as a proxy for the ability to pay. For this purpose the Government's target level for inflation (based on CPI) of 2.0% per annum has been used.
- 8.12 For illustration purposes, the table below shows the effect on Council Tax income of changes to the assumptions for 2012/13 and future years :

Table 19 : Impact of changes to Council Tax Increase Assumptions From 2012/13

Change in Council Tax Increase to:	(Increase) / Decrease in Yield		
	2012/13 £	2013/14 £	2014/15 £
3.00% in each year	(69,440)	(145,160)	(227,170)
2.50% in each year	(34,510)	(72,160)	(112,930)
[Assumptions included in the BSR]	No change		
	[2.0%]	[2.0%]	[2.0%]
1.50% in each year	34,510	71,740	112,070
1.00% in each year	69,020	143,480	222,840

- 8.13 It should be noted that the above table excludes the additional yield relating to Growth, reviewed below, which would also be impacted by a change in the level of Council Tax.
- 8.14 For 2011/12 a collection rate of 99% has been included in the calculations of Council Tax yield. Any sums which are received above this level will effectively be paid back to Council Tax payers in the following year, through the Collection Fund. If this level of collection is not achieved, the shortfall would have to be recovered from Council Tax payers in the following year, through the Collection Fund.
- 8.15 The Collection Fund for Council Tax is projected to have a deficit balance the end of the current year of £359,933, primarily as a consequence of lower levels of growth than originally forecast. The City Council's share of this projected year-end deficit is £41,583 and this will need to be taken into account in setting the Council's budget for 2011/12. As with the tax base, this forecast will be formally reviewed in January 2011.
- 8.16 As part of the work on the Growth Agenda, the review of the Council's taxbase projections is designed to identify the level of growth that is anticipated in excess of the standard level of 0.5% per annum, which has been assumed in the base model. The review has taken account of the significant slowdown in the housing market and anticipated reduced levels in new housing completions over the coming years as forecast in the December 2009 Annual Monitoring Report.
- 8.17 This work has identified the following amounts of Council Tax yield which relate directly to the increase in projected properties. In line with the approach to resource modelling for Growth that was agreed as part of the July 2006 MTS, it is recommended that these sums are earmarked to fund growth-related costs.
- 8.18 To date, a bid for funding for an additional refuse collection round was assessed as relating to growth and approved for funding from this source as part of the February 2009 Budget –Setting Report. No new bids against this funding have been identified as part of the 2011/12 budget process.
- 8.19 The balance of funding available and provisional future years projections are set out in the table below.

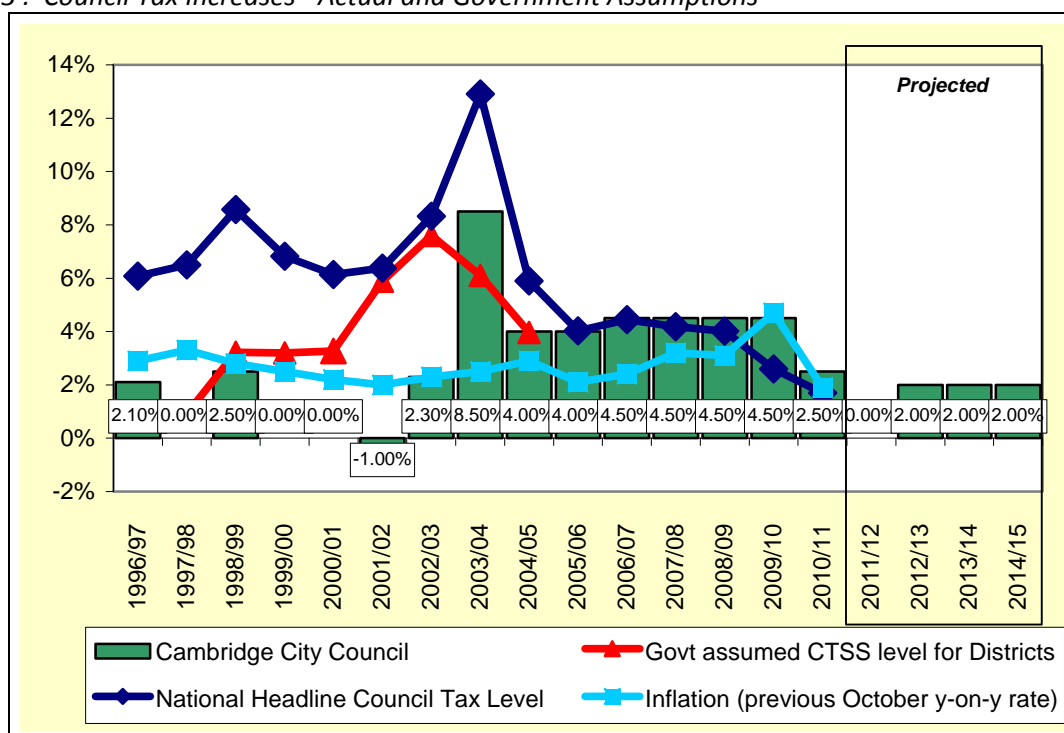
Table 20 : Growth-related Council Tax Yield

	2010/11 £	2011/12 £	2012/13 £	2013/14 £	2014/15 £
Balance Available for Growth b/fwd	117,530	167,610	276,860	503,550	856,840
Additional Council Tax yield relating to Growth	190,080	249,250	366,690	493,290	614,690
less: Bid for Chamberlain round, X1888 (see Appendices E and Y)	(140,000)	(140,000)	(140,000)	(140,000)	(140,000)
Net available for Growth	167,610	276,860	503,550	856,840	1,331,530

8.20 Work is continuing, in conjunction with the Cambridge Urban Growth Group (CUGG), to produce updated projections of the anticipated growth in property numbers over the medium and longer-term.

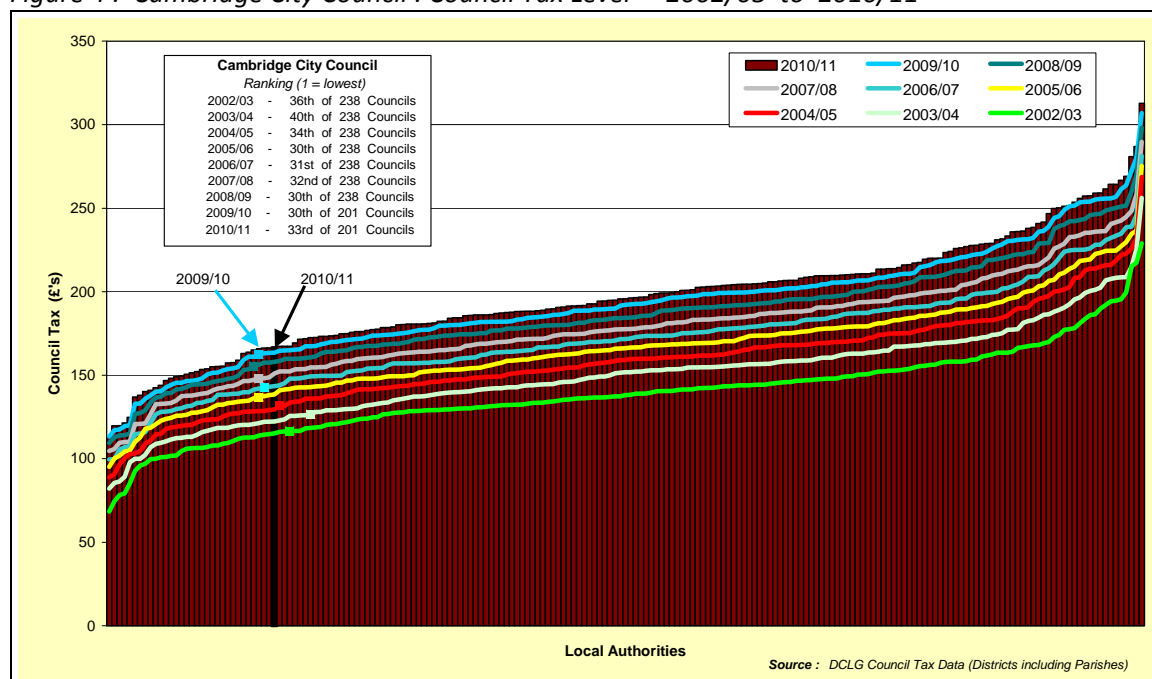
8.21 The level of Council Tax changes implemented by the Council, in recent years, and those planned (as included in the MTS) are shown in the table below :

Figure 3 : Council Tax Increases - Actual and Government Assumptions



8.22 For context, the level of Council Tax for the City Council relative to other shire districts is shown below :

Figure 4 : Cambridge City Council : Council Tax Level - 2002/03 to 2010/11



8.23 This shows that the City Council had the 33rd lowest level of Council Tax for a District Council in 2010/11 out of 201 (previously out of 238 Districts prior to the recent Unitary Council changes), based on Government statistics, at £166.57. The full charge for City residents at Band 'D' (i.e. including the elements for the County, Fire and Police) is the 31st lowest (again of 201), at £1,441.78 for 2010/11.

8.24 The Executive will review the proposed freeze in the level of Council Tax increase at its meeting on 20 January 2011, as part of determining the final budget to be recommended to Council. In the interim, the freeze as agreed in the MTS has been used.

8.25 The other precepting authorities, who are included on the Council Tax bills for City residents, will be considering their requirements at the following meetings:

Table 21 : Precept-Setting Meetings

Precepting Organisation	Meeting Date	Council Tax Increase
Cambridgeshire Police Authority	9 February 2011	tbc
Cambridgeshire County Council	15 February 2011	tbc
Cambridgeshire & Peterborough Fire Authority	17 February 2011	tbc

8.26 Details of Council Tax levels for each Band will not be available until decisions are taken at the above precept setting meetings. Final decisions will be included in the final recommendations to Council on 17 February 2011.

9. Earmarked and Specific Funds

- 9.1 The Council maintains a number of earmarked and specific funds. Those funds which are directly relevant to the budget proposals for 2010/11 are outlined below and full particulars of the transactions and balances given in Appendix H.

Repair and Renewal Funds [Appendix H-1]

- 9.2 These are maintained to fund the periodic replacement of assets such as vehicles, plant and equipment and for major repairs to Council-owned premises. Annual contributions are based on estimated replacement and repair costs, spread over the anticipated life of the assets.
- 9.3 Significant asset portfolios within the Council, such as the City Services vehicle fleet or the ICT infrastructure, have medium and long-term programmes for replacements; which form part of the Council's Capital Plan. Individual items, or schemes, within these programmes are brought forward as capital bids subject to standard project appraisal and review requirements.

Developer Contributions [Appendix H-2]

- 9.4 These are contributions made by developers towards the costs associated with their developments, for example community infrastructure, under Section 106 of the Town and Country Planning Act 1990. Some agreements provide for the return of contributions made if capital projects are not carried out within a specified period.
- 9.5 The majority of the unspent contributions are held as capital contributions unapplied. Schemes funded from these monies, in part or in whole, will be brought forward as capital bids and subject to the review and scrutiny process applied to all capital schemes.
- 9.6 At 31 March 2010, the Council held Developer Contributions in the sum of £6.9m (2009: £8.9m). Of this sum £0.6m is allocated to completed projects and £3.2m allocated to existing projects. A programme of capital projects that are eligible for funding totalling £3.3m has been prepared and forms the basis of capital bids either to the Capital Plan or to the Hold list depending on the level of funding available.
- 9.7 In addition significant amounts of capital and revenue contributions for new community infrastructure have been negotiated for recently approved development within the city's Southern Fringe as part of the growth agenda. These contributions will not come on stream until development commences.
- 9.8 The Council's Asset Management Group has been working with relevant services to review and revise the processes relating to Developer Contributions, and has implemented revised monitoring arrangements with regular reports being considered by the group.

Technology Investment Fund (TIF) [Appendix H-3]

- 9.9 This Fund was set up to contribute towards the costs of investment in Information Technology systems and infrastructure.

- 9.10 All bids for use of the Fund are initially reviewed by the Council's officer ICT Steering Group, and are then reported for Member approval.
- 9.11 The Fund received annual contributions of £84,320 from the cost reductions achieved as part of the re-letting of the Council's ICT Facilities Management Process although this contribution will cease from 1 April 2011 as outlined in the MTS 2010. The remaining balance of £98,313 will provide funding to support further development and enhancement of ICT facilities.
- 9.12 This will mean that any ICT projects requiring new funding, once the balance on the Fund is fully expended, will need to be considered, and prioritised, against all other capital bids as part of the Capital Plan process.
- 9.13 Bids for TIF funding are scrutinised by the ICT Steering Group, which makes recommendations to the Corporate Management Team. The Groups views are reflected in bids and project appraisal documents submitted to Members.

Housing & Planning Delivery Grant (HPDG) [Appendices H-4 & HI-5]

- 9.14 The 3-year Housing and Planning Delivery Grant (HPDG) was intended to speed-up plan making and housing delivery. As outlined in the September 2010 MTS, the Government has now ended the scheme and no grant will be paid in 2010/11.
- 9.15 Any unspent balance from 2009/10 can be spent on either Capital or Revenue expenditure. The Council has some £5,764 of the Capital allocation uncommitted at 30 November 2010.
- 9.16 Details of the New Homes Bonus, the successor scheme, are outlined in Section 5.

Local Authority Parking Enforcement (LAPE) [Appendix H-6]

- 9.17 Although the County Council took the parking enforcement service back with effect from 1 April 2010, the residual LAPE funding (a 50% share of the cumulative annual surplus) is available for bids which are consistent with the agreed criteria.
- 9.18 A number of revenue and capital bids totalling £422,750 have been identified as being appropriate to the criteria for application of the accumulated surplus. Approval for these items is sought as part of the budget.

Fixed-Term Posts Costs [Appendix H-7]

- 9.19 "Fixed-Term Posts Costs" - appointing staff for a fixed-term could obligate the authority to pay redundancy costs at the end of the period. To cover this eventuality the Executive established an earmarked reserve in 2008/09 with an initial contribution calculated based on the potential liability for the identified posts of £30,000.

Climate Change Fund [Appendix H-8]

- 9.20 A Climate Change Fund (CCF), with an initial contribution of £250,000, was agreed at Council in February 2008, to be used to provide funding for schemes, or activities, which will provide significant contributions to the achievement of the Council's climate change and carbon reduction Medium Term Objective.
- 9.21 A further contribution of £250,000 was made in September 2010 as part of the Medium Term Strategy.
- 9.22 Funding allocations totalling £218,672 have been made to date leaving £281,328 available for future bids.

Efficiency Fund [Appendix H-9]

- 9.23 Contributions are made to the fund to meet one-off costs in relation to corporate and service restructuring.
- 9.24 Bids against this funding are considered and approved, where appropriate, by the Chief Executive.

Local Public Service Agreement (LPSA) Reward Grant

- 9.25 The Government has stopped LPSA funding 'in year'. The original funding proposal covered a 3 year period and was due to continue until March 2012. The grant was funding many projects across the county including a number within Cambridge that were commissioned by the Local Strategic Partnership.
- 9.26 The City Council administers the grant for the Cambridge City projects on behalf of the LSP and has LPSA funds available to cover remaining commitments. It is anticipated that those projects that are being delivered by Cambridge City will be completed in during 2011.

10. Overall Budget Position and Priority Policy Fund (PPF)

- 10.1 The final part of the review of the assumptions which formed the basis for the 2010 MTS is to consider the overall budget position against the control totals which were agreed as part of the financial strategy.

Priority Policy Fund (PPF)

- 10.2 The General Fund PPF provides an effective means of enabling the redistribution of resources within the overall cash limit, in recognition of priorities identified through the Council's Vision for the City, the medium term programme and public budget consultation.
- 10.3 In setting the budget for 2010/11, it was agreed that no provision would be made for a PPF for 2010/11. However, the 2010 MTS provided funding for PPF Bids of £500k per annum for 2011/12 and future years. Part of this review involves considering the affordability of this assumption in light of the outcome of the review of other factors impacting the overall budget position, detailed above and bids made for this source of funding.

Overall Budget Position and Review of PPF Funding

- 10.4 The key aim of the September 2010 MTS was to establish a position where a savings level for the period of the 2010 Spending Review (i.e. the next 4 years) could be identified that would allow the future level of savings to be reduced to a more manageable level.
- 10.5 The outcome was a savings target of £6.261m over the 4-year period to 2014/15, based on the profile of £2.068k in 2011/12, £0.972m in 2012/13, £1.348m in 2013/14 and £1.872m in 2014/15. These represented minimum levels for each year in order to meet the overall financial projections and strategy.
- 10.6 Therefore, a key consideration in this review is the overall performance against both the net savings target for the budget year and the implications for the target level of savings for the other years in the 4-year target period.
- 10.7 The table below summarises the overall position against cash limit, based on the items reviewed above:

Table 22 : Review of General Fund Funding Available for PPF Bids

Factor	2010/11 £	2011/12 £	2012/13 £	2013/14 £	2014/15 £
Funding agreed as part of the September 2010 MTS		(500,000)	(500,000)	(500,000)	(500,000)
Adjusted for the effects of :					
2010/11 Revised Budget [section 3]	(830,920)				
Revenue items approved since MTS [section 4]	0	0	0	0	0
Government Grant - pre-Settlement [section 5]		0	0	0	0
Non-Cash Limit Items [section 6]	0	8,610	8,610	8,610	8,610
Performance against Cash Limit [section 7 and Appendix E]		(105,850)	(162,550)	(212,550)	(396,450)
Council Tax income [section 8]		0	0	0	0
Net Effect Above / (Below) Cash Limit	(830,920)	(597,240)	(653,940)	(703,940)	(887,840)

10.8 The conclusions are that :

- The net position on the Revised Budget for 2010/11 results in a sum of £830,920 being available. This can, effectively, be used to offset the remaining net pressure in 2011/12, and future years.
- Section 7 and Appendix E confirm that the net level of savings identified has exceeded the target set in the MTS in 2011/12 and each subsequent year.
- The table confirms that the £500k funding for PPF bids set for 2011/12 as part of the MTS could be increased to a maximum affordable on-going level of £597,240.

10.9 Even if the affordable level of funding for PPF Bids is raised to the maximum level indicated as affordable (i.e. £597,240) there is still further funding available which could be used for one-off spending, or spending commencing in future years.

10.10 Potential uses which could be considered for application of this funding include :

- Meeting the additional cost pressures in early years of the MTS period resulting from the anticipated 'front-loading' of the Government's reduction in Formula Grant;
- Any PPF Bids which are for a fixed-term period, or which commence in 2012/13 or later years;

- Increasing the funding available for Capital spending, through an increase in Direct revenue Funding on a short-term basis;
- Earmarking funding towards one-off costs associated with the Growth Agenda – to add to the additional Council tax yield which is already being earmarked;
- Making a further contribution to the Efficiency Fund;
- Making a further contribution to the Climate Change Fund.

10.11 Potential uses are further considered in Section 16 in light of the implications of the Provisional Local Government Settlement.

10.12 If the additional funding is not applied it will serve to increase the level of Reserves in future years.

10.13 The current list of PPF Bids are shown in Appendix I.

10.14 These can be analysed, across Portfolios, based on the priority ratings that have been proposed by Executive Councillors for Scrutiny Committee consideration, as follows :

Table 23 : Analysis of PPF Bids by Priority Rating

PPF Bid Priority	2011/12 £	2012/13 £	2013/14 £	2014/15 £
High	257,400	253,100	243,100	243,100
Medium	55,000	55,000	55,000	50,000
Total PPF Bids	312,400	308,100	298,100	293,100
Compared with PPF Funding Available, giving :				
(Under) / Over Commitment	(187,600)	(191,900)	(201,900)	(206,900)

10.15 It should also be noted that the funding required to meet the cost of bids submitted reduces by an additional £50,000 in 2015/16 as a 4-year fixed-term bid (PPF2641 Tree Planting Project) ends.

10.16 In addition, all bids have been considered in respect of their impact in terms of Climate Change, and the ratings for the PPF Bids have been considered by the Environmental Strategy Group (ESG). The priority ratings for budget proposals as recommended by the ESG are detailed in Appendix T.

10.17 In reviewing PPF Bids for approval, the Council's process requires that consideration is given to the relative value PPF Bids compared to the additional Savings that their inclusion would require.

10.18 The relatively modest level of PPF Bids submitted as part of this year's budget process could reflect awareness of the need for restraint in the current financial climate and the relative value of additional bids when compared to the further savings that would need to be identified.

10.19 Given the level of PPF Bids received, the following analysis is based on retaining sufficient PPF funding to allow for the potential for all such bids to be approved.

Review of Future Savings Requirements

10.20 The net position against the Cash Limit requirement for 2010/11 provides the context for reviewing the future years net savings requirements from the September 2010 MTS.

10.21 The effect of the overall performance on the 2011/12 Budget, results in the following recalculation of remaining net savings requirements in future years :

Table 24 : Review of Future Net Savings Requirements

Factor	2010/11 £	2011/12 £	2012/13 £	2013/14 £	2014/15 £
Net Effect Above / (Below) Cash Limit B/Fwd	(830,920)	(105,850)	(162,550)	(212,550)	(396,450)
Less Adjustments to future net savings targets :					
Reduction in 2012/13 Net Savings Target			162,550	162,550	162,550
Reduction in 2013/14 Net Savings Target				50,000	50,000
Reduction in 2014/15 Net Savings Target					183,900
Net Effect Above / (Below) Cash Limit	(830,920)	(105,850)	0	0	0

10.22 The table demonstrates that after reviewing the requirements for net savings in future years a net sum of £936,770 remains. The effect of this will be to increase the overall level of Reserves for the General Fund.

10.23 The resulting effect on the future net savings requirements from 2011/12 onward is :

Table 25 : Revised Levels of Future Net Savings Requirements

Factor	2012/13 £	2013/14 £	2014/15 £	2015/16 £
Net Savings Required (per Sept. 2010 MTS)	972,450	1,347,860	1,872,210	1,000,000
less Adjustments to future net savings targets :				
Overachievement against Cash Limits	(162,550)	(50,000)	(183,900)	0
2011/12 PPF Funding Unused	(191,900)	(10,000)	(5,000)	(50,000)
Revised Net savings Required	618,000	1,287,860	1,683,310	950,000

10.24 This confirms that the additional ongoing savings identified as part of the 2011/12 budget process have enabled a material reduction in the levels of net savings required for future years, emphasising the importance of considering future years and not just a single budget year as part of the process.

10.25 The effect of the proposals in the tables above on the level of reserves is shown below :

Table 26 : Effect on the Level of General Fund Reserves – 2011/12 to 2015/16

Reserves at Year End	2011/12 £	2012/13 £	2013/14 £	2014/15 £	2015/16 £
September 2010 MTS	2,792,340	4,012,700	4,994,650	5,911,580	5,713,715
February 2011 BSR [pre-Settlement]	2,852,160	4,132,740	5,160,920	6,108,110	5,796,980

10.26 The full cashflow and reserves implications associated with the actual profile of spending are reflected in the updated General Fund Projection.

10.27 This confirms that the Reserves position can be maintained above the Minimum Reserves Level for all years in the projection, with levels slightly higher than those approved as part of the September 2010 MTS.

Part C

HRA Revenue

11. Housing Revenue Account (HRA)

- 11.1 The Housing Revenue Account (HRA) is a ring-fenced account.
- 11.2 The key strategic aim for the HRA in recent years has been to deliver a balanced 20-year projection, reflecting the principle of sustainability, whilst ensuring the availability of sufficient revenue resource to meet the need for capital investment in the housing stock, achieving and maintaining the decent homes standard. Anticipated changes to the funding for council housing from April 2012 will necessitate longer term business planning for the HRA, with the need to demonstrate financial viability for a minimum of 30 years.
- 11.3 Using the assumptions included in the Draft HRA Subsidy Determination, to achieve a 20 year balanced projection, maintaining a minimum working balance and a target level of HRA reserves of £1m and £3m respectively, savings at a minimum of 3% per annum will be required on an ongoing basis. As part of the MTS, the savings target of 3% was agreed for 2011/12, recognising that a higher level of savings may be required in future years, pending the outcome of the national review of Council Housing Finance.
- 11.4 The savings target has been set at a level above that required in order to create policy space of £75,000 per annum on an ongoing basis. Any additional savings identified would increase the level of funding for key policy initiatives, or be utilised to reduce pressure to achieve savings in future years. This has formed the basis for the detailed budget work for 2011/12, which is summarised below.
- 11.5 Under the current funding system for local authority council housing, the HRA is subject to an annual subsidy determination that sets the level of management, maintenance and major repairs allowance for the following year, while also determining the level of average rent to be set. This report incorporates the Draft HRA Subsidy Determination, which was issued later than anticipated on 5th November 2010.

Rent Restructuring

- 11.6 In April 2011 the tenth phase of rent restructuring, the Government's system (initially introduced in April 2002), of calculating the rent of council dwellings based on both average manual wages and property values will be implemented.
- 11.7 A Government review, after the introduction of rent restructuring, necessitated recalculation of target rents using revised figures for average property valuations, average sector rents and inflation. This had the effect of increasing average target rents for the authority. The DCLG also introduced a cap on the average rent increase for the authority of 5% for 2006/07 and 2007/08, with the maximum level of rent increase that any tenant can receive remaining at inflation (RPI at September) plus half percent (0.5%) plus £2.00 per week to protect individuals from huge increases.
- 11.8 The Government initially expected that the transition from rent levels at the outset, to formula rents, would take up to ten years to complete, and April 2011 should have seen the achievement of this. However, in April 2008, the initial ten-year period was extended by 5 years, from 2011/12 to 2016/17, in April 2009 by a further 7 years to 2023/24 and in April 2010 the remaining period was reduced to 2012/13.

- 11.9 Following release of the Draft Housing Revenue Account Subsidy Determination for 2010/11, anticipated to be the last that the Council will receive, it is proposed by the Department for Communities and Local Government (CLG) to use the level of inflation (RPI) at the preceding September, in this case 4.6%. The proposal, as in the previous 3 years, is to again move the intended date of rent convergence, this time to 2015/16.
- 11.10 Assuming an inflation factor of 4.6% (RPI at September 2010) as the base rate at which guideline rents will be increased and taking into account the proposed change in rent convergence to 2015/16, Cambridge City Council would see an overall increase in guideline rent of 6.89% from April 2011. This in turn drives the increase that local authorities apply to actual rents.
- 11.11 Taking into account the limit on individual rent increases of inflation at 4.6% plus 0.5% plus £2.00 per week, and a revised intended rent convergence date of April 2015, there will be a significant increase in individual rents from April 2011. This is in direct contrast to 2010/11, where the negative inflation factor at September 2009 resulted in no individual increase of more than £2.00 per week from April 2010. Rent convergence is unlikely to be achieved at a local level based upon average rent calculations until 2017/18, assuming the existing constraint upon rent increases continues to apply. The average rent increase for Cambridge City Council tenants for 2011/12 will be 7.45% or approximately £5.59 per week.
- 11.12 Any loss to local authorities, as a direct result of the constraint applied in individual rent increases, continues to be compensated in the form of caps and limits adjustments to the guideline rent, which in turn determines the value of guideline rent payable to the CLG as part of the subsidy calculation. In 2010/11, the value of this constraint (caused by negative inflation and a movement in the convergence date) coupled with the previous decision by CLG to pay this compensation a year in arrears, caused a significant impact on cashflow projections for the HRA, which in turn impacted on revenue resources available to finance capital investment in our housing stock. A positive inflation factor for 2011/12, combined with the decision to extend the rent convergence period by a further 3 years has a positive cashflow impact for the Council from April 2011. On the assumption that the improved base rental position will form part of the revised opening debt settlement under the new self-financing regime, thus increasing our opening debt value, it is proposed to retain the cashflow benefit in housing revenue account reserves for 2011/12.
- 11.13 At HMB on 8 February 2010, it was agreed that future Leasehold Administration Fees would be presented for approval as part of the budget report. Officers from Legal Services and Leasehold Services have calculated the time and resources required to carry out work for individual leaseholders in respect of pre-sales enquiries and notices of assignment. It is proposed that the current fee of £50.00, which has not increased for several years, be increased to £75.00 in respect of both. This will take effect from April 2011, and the table of fees is shown as part of Appendix B.
- 11.14 Garage Rents are to be subject to an inflationary increase of 2.73%, in line with an average of employee and building cost inflation applying to the HRA.
- 11.15 Service charges for gas maintenance, door entry systems, lifts and electrical and mechanical maintenance will be increased by a maximum of inflation at 4.6% plus 0.5%, if required, to continue to recover full estimated costs.
- 11.16 New service charges for disabled adaptations will not be introduced, and service charges for stair lifts will cease to be applied, with effect from 4 April 2011, with any existing charges being terminated from this point.

11.17 Caretaking, communal cleaning, estate services, grounds maintenance, window cleaning, temporary housing premises and utilities, sheltered scheme premises, utilities and catering charges continue to be recovered at full cost.

Revised Budget 2010/11

11.18 Appendix K sets out the proposed revised revenue budget for the HRA, and the table below presents the overall position in comparison with the budget at September 2010.

Table 27: HRA Revised Budget Comparison 2010/11

	2010/11 Budget	
	Budget Sep 2010 £	Revised Budget Feb. 2010 £
Total HRA deficit for the year	1,739,480	1,506,500
Variation on previously reported projection		(232,980)

11.19 The budget at September 2010 represented a planned use of reserves of £1,415,180. The proposed revised budget reduces this use of reserves by £232,980 in 2010/11.

11.20 Major variances have been identified in the following areas:

- **HRA General (£94,600)** – Savings in employee costs and training as a result of vacancies and reduced working hours. Savings in the project management costs associated with the upgrade of Orchard, where Serco support days are being used to meet the needs of the project. Reductions in business running costs as a result of effective procurement.
- **HRA Special (£87,100)** – Underspending in employee costs due to vacancies, reductions in spending in respect of sheltered schemes either de-commissioned or decanted / being decanted awaiting refurbishment / redevelopment.
- **HRA Repairs (£17,070)** – savings in employee costs, delivered by holding a vacancy in the Technical Services team, pending restructure of the service (£29,950), partially offset by virement from the Summary Account in respect of the Property Services SLA for repairs to commercial HRA properties.
- **HRA Summary Account (£34,210)** – Additional rent income anticipated in 2010/11 (£24,240) and also leasehold service charge income due to the charging of full management costs (£20,910). This is partially offset by an estimated reduction of £23,820 in garage and commercial property rent income predominantly due to increased void levels. A budget amendment of £12,880 reflects the opposite side of the virement into HRA repairs in respect of the Property Services SLA above.

2011/12 Budget

- 11.21 A summary of the budget for the Housing Revenue Account is shown in Appendix J. This includes the effects of the proposed savings and bids together with the impact of the proposed new charges.
- 11.22 The proposed savings and bids, identified during the budget process to date, are detailed in Appendix L. The savings identified during the budget process for 2011/12 total £741,510, against a target of £214,690, which was set at a level to allow £75,000 policy space.
- 11.23 A number of unavoidable revenue bids have also been identified, which total £114,230. These include reductions in anticipated income from Supporting People, via service charges for stair lifts and in rental income for garages and commercial properties.
- 11.24 Development bids of £283,000 have been identified against the policy space in the Housing Revenue Account of £75,000, both to meet the additional investment required to undertake photo-voltaic installations on key HRA dwellings and to equip us to respond effectively to the Government's changes in council housing finance.
- 11.25 The net result of all savings, unavoidable bids and PPF bids is an over-achievement in savings of £204,590. This, coupled with cash limit adjustments of £84,830, predominantly to remove the ongoing impact of time limited bids approved in prior years, results in a reduced need to call upon reserves in 2011/12 of £289,420.
- 11.26 A cash limit adjustment of the £289,420 is therefore proposed, to reflect the reduced use of HRA balances in 2011/12, thus retaining the anticipated positive in year cashflow impact of the proposed changes in the Government's rent restructuring policy as part of the subsidy determination.
- 11.27 In 2011/12 this figure increases to £587,340 and a similar approach to retaining the anticipated in year surplus is proposed in recognition that the calculation of the opening debt settlement under self-financing will be revisited by CLG to include the higher base rental position.
- 11.28 The table below details the impact on the Housing Revenue Account of the Draft Housing Subsidy Determination received on 5th November 2010. Based upon the Draft Determination, Cambridge City has received increases in both management and maintenance allowances, the former of which was greater than anticipated. Both changes locally, compared to the national picture, in respect of reported crime and an increase in the number of relets and terminations in HRA property have contributed to the increase in management allowances. The level of major repairs allowance has not received an increase in line with expectations, due predominantly to changes in the geographical cost adjustment factor applied in the formulae used to calculate allowances.
- 11.29 Guideline rents are increased by 6.89% locally before caps and limits adjustments. The increase in guideline rent will be 5.66% after caps and limits adjustments are applied. Based upon the draft determination, the period for rent restructuring convergence will be extended, with convergence anticipated in 2015/16.

Table 28 : Key HRA Revenue Subsidy Elements

Subsidy Element	2010/11	2011/12	Change	
	£	£	£	%
Maintenance Allowance	1,033.34	1,048.73	15.39	1.49%
Management Allowance	545.67	573.01	27.34	5.01%
Guideline Rent	(3,997.12)	(4,223.58)	(226.46)	5.66%
Net Position	(2,418.11)	(2,601.84)	(183.73)	7.6%

- 11.30 The Major Repairs Allowance has a proposed increase of 1.71%, resulting in an allowance of £691.09 in 2011/12 compared with £679.55 in 2010/11.
- 11.31 An overall summary of the position, for 2011/12 to 2015/16 is shown below. This shows a balanced revenue position, where, with the exception of 2011/12 where additional balances are intentionally retained, all available surpluses and revenue balances are assumed to be utilised to fund capital expenditure.
- 11.32 In considering and recommending a budget for the HRA for 2011/12, officers have taken account of anticipated financial pressures associated with the Housing Revenue Account for 2011/12 and beyond, and the outcome of the 2011/12 Housing Revenue Account Subsidy Determination. The revenue expenditure associated with the management and maintenance functions for our housing stock is subject to a comprehensive annual review, with on-going target savings of 3.8% required for the long-term, to enable delivery of a sustainable HRA for 25 years and facilitate investment in our Housing Capital Programme through Direct Revenue Financing of Capital.

Table 29 : Net Effect of 2011/12 HRA Revenue Proposals

	2011/12 Forecast	2012/13 Forecast	2013/14 Forecast	2014/15 Forecast	2015/16 Forecast
	£	£	£	£	£
Total deficit / (surplus) for the year for the HRA	139,450	500,000	22,000	0	0

- 11.33 The HRA projection shows a balanced revenue position, where all available surpluses and revenue balances are being used to fund capital expenditure in accordance with the assumptions made as part of the revised 20 Year Housing Revenue Account Projections, reducing balances by £139,450 in 2011/12, £500,000 in 2012/13 and £22,000 in 2013/14, reaching the target level of £3 million by the end of 2013/14.
- 11.34 The assumptions made within the Housing Revenue Account budgeting model to produce the projections below, include general inflationary increases of 3.2% for 2011/12 and future years, interest on balances of 0.69% for 2011/12, increasing to 1.81% for 2012/13, 3.31% for 2013/14 and 3.75% from 2014/15. The assumption of a real increase in building costs of 1% has been removed for 2011/12 and 2012/13 in light of the decision to retain responsive repairs in house, with a proposed pay freeze for two years. Subsidy allowances for management and maintenance are adjusted, assuming that government targets will be met by 2015/16.

Process Issues

- 11.35 Housing Management Board considered the detailed budget report for the Housing Revenue Account (HRA) on 11 January 2011, with Community Services Scrutiny Committee considering the capital position on 13 January 2011. The recommendations approved by the Executive Councillor for Housing will be reported to Council on 17 February 2011.
- 11.36 Given the statutory ring-fenced nature of the HRA, the decisions taken do not impact directly on either the General Fund or the setting of the Council Tax.

Part D

Capital

12. Asset Management

Asset Management Group (AMG)

- 12.1 The Council's Asset Management Group (AMG) have a number of key roles to play in terms of the asset management aspects of the annual budget process.
- 12.2 The remit for the AMG includes monitoring the use of existing assets and identifying the need for new assets on a corporate basis. It also maintains an overview of the availability of capital funding and the agreed asset disposal programme. In addition it has a role in providing a corporate overview of the achievement of the Capital Plan.

Capital Monitoring

- 12.3 The AMG review all new non-ICT capital proposals and the associated project appraisals (ICT proposals being reviewed by the ICT Steering Group) to ensure that they provide a clear business case and are in line with the Council's overall strategy as well as the individual service strategy.
- 12.4 The Group is also the forum for monitoring progress against the approved Capital Plan, and an enhanced capital monitoring system was approved in August 2007 to reflect lessons learned from experiences in the previous year relating to the early identification of schemes which are slipping against the approved timescales.
- 12.5 Monthly monitoring reports are based around a simple 'traffic light' approach to indicate whether schemes are progressing to budget and timetable, enabling exceptions to be identified and required remedial action to be considered. Reports are produced on a monthly basis, for consideration by Departments, with overview reports at identified key stages being made to AMG and CMT.
- 12.6 The process has identified a number of areas of slippage, totalling £3.52m, within the General Fund Capital Plan in the current year. These are being reported to the relevant scrutiny committees in this cycle of meetings, and have been incorporated in the capital sections of this document. The financial implications have been built into the overall projections in this document.
- 12.7 This system assists in earlier identification of potential slippage, allowing effective actions to be considered and implemented. It has also resulted in improved information to feed into the capital financing decision process (and hence into projections of external interest receipts).
- 12.8 AMG has also had a role in overseeing existing Capital Programmes, ensuring that appropriate time limited Programmes continue to meet the aims set out in their remits and to determine whether future funding would be appropriate and justifiable.
- 12.9 The majority of the programmes come to an end at 31 March 2011 as outlined in the section on Capital (Section 13). As shown at Page 126, Table 26, of the MTS 2010, programme reviews were taken to the January scrutiny committee cycle.

Property Portfolio Review

- 12.10 The significant growth requirement around the City has provided the Council with opportunities to bring forward land for development (commercial and / or housing), with possible additional capital receipts or to meet other objectives of the Council. This may result in significant opportunities for capital reinvestment over the medium-term as the receipts are realised or enable delivery of other objectives through partnerships or collaborative agreements.
- 12.11 Major sites identified through the Property Portfolio Review include land at Orchard Park and Clay Farm for housing, and land at Cowley Road for commercial uses. Smaller sites have also been identified but with potential to generate reasonable capital receipts or provide land for the Council's own purposes such as Council house building. Given the pressure for development, other windfall sites may be identified, e.g. the redevelopment on land currently occupied by low density housing that is in need of renewal, infill sites.
- 12.12 The Property Portfolio Review also considers under-utilised property and allows consideration of more beneficial uses. The Guildhall Project, for example, freed up space for commercial development and allowed for reinvestment in improving both service delivery and the Council's property.
- 12.13 The current year's Property Portfolio Review is underway looking at the majority of the Council's commercial assets and other key asset groups such as public conveniences, car parks, swimming pools and community centres. This will challenge the reasons for holding such properties, identify those where more detailed review is necessary or where assets may be suitable for community transfer. This should lead to future asset disposal and reinvestment opportunities as well as more localized / individualised property strategies at property, not portfolio, level.
- 12.14 Some potential strategic acquisitions have also been identified through this process and these are reported through the Asset Management Group. The Property Portfolio Review should help to identify possible funding solutions for these by disposal of under-performing properties with reinvestment into strategic acquisitions.
- 12.15 Current market conditions mean that in the short term, decisions not to sell may be made pending an improvement in the market or alternative approaches to open market sale may be considered.
- 12.16 As receipts from disposals cannot be guaranteed until buyers are found and legal agreements concluded, possible usable receipts are not taken into account for funding purposes until a sale is contractually committed. On completion of a sale, the receipt would be applied in line with the Council's financing strategy, effectively replacing existing use of reserves in the first instance. This prudent approach allows the Council to manage the financial risks around disposals and this is especially necessary in uncertain market conditions.
- 12.17 Figures for rental income built into the forecast allow for changes due to the projected disposals. Detailed findings from the review are normally reported through the Asset Management Group with larger development or collaboration opportunities reported to the Strategy and Resources Scrutiny Committee.
- 12.18 When planning any further asset disposals, the revenue impact of the disposals (i.e. the potential loss of net rent income from the asset against the income which would be received from the investment of the set-aside portion of the receipt) is also taken into account.

- 12.19 A key part of the Property Portfolio Review, complete in 2010, has been the Asset Register – a reference guide to all commercial and administrative buildings within the City. Key data is included for each individual property including a brief description, building size and energy consumption as well as standard data such as the site address.
- 12.20 This will provide an enhanced basis not just for identifying any under-performing assets, but also the priority requirements for repair or reinvestment in assets as well as those where investment can address poor environmental performance.
- 12.21 The review process has highlighted a number of assets which the Council has identified for disposal, and these are outlined below:

Table 30 : Assets Scheduled for Disposal

Anticipated Point of Disposal	Fund	Asset	Comments
2011/12	GF	Land at Clay Farm	Former agricultural green belt, now within Southern Fringe. Part affordable housing.
Hold	GF	Site K1, Orchard Park	On hold pending outcome of review of self build scheme
2013/14	GF	Cowley Road Park & Ride Site	Subject to Area Action Plan
2011/12	HRA	Former nursery school, Wadloes Road	Possible market disposal or transfer to RSL
Uncertain	HRA	127/159 New Street	Prospective sale, subject to planning permission being granted for two developments

- 12.22 The asset disposal schedule is reviewed by the Council's Asset Management Group on a monthly basis, and provides a key context for medium and long-term capital financing decisions.
- 12.23 The Council's Office Accommodation Strategy will come to the fore during 2011/12 as restructured departments move to premises more suited to their service needs. The aim of the strategy is to reduce the need to rent or lease premises resulting in direct cost savings to the Council. In addition, work is continuing to review options for the future provision of depot facilities for the Council.
- 12.24 The ongoing economic downturn will impact significantly on the level of receipts that may be achieved on disposal of assets and this will need to be factored in to any decisions regarding future disposals.
- 12.25 The Council maintains a policy of identifying possible strategic acquisitions where such acquisitions may benefit the Council's asset base or development potential.

13. Capital Plan

Financing Strategy

- 13.1 The Local Government Act 2003 introduced changes to the financing of capital expenditure, including the abolition of credit approvals and a new prudential capital finance system, which was introduced from 1 April 2004.
- 13.2 Under the new system a local authority is free to make its own borrowing decisions based on what it can afford.
- 13.3 Members will recall that the Council is currently debt-free, in that it has no external borrowing. However, any potential advantage to the Council in undertaking Prudential Borrowing is regularly reviewed as part of the annual budget process, and in conjunction with any appropriate new capital proposals.
- 13.4 The Council is planning to undertake a modest level of prudential borrowing, in 2010/11, in relation to its successful bid for Homes and Communities Agency funding towards the cost of building 7 new units of affordable housing. The cost of these units, together with an additional unit to be funded entirely from Council resources, is estimated to be £1,022,000. This will be funded from grant, £295,000, and Council resources, £444,000, with the balance from prudential borrowing £283,000.
- 13.5 However, it is likely that the Council will have to undertake significant borrowing as part of the financial transactions which will result in the ending of the current HRA subsidy system and the move to a self-financing approach for the HRA from 2012/13.
- 13.6 The September 2009 MTS removed the previously identified potential requirement for £1.1m of prudential borrowing for a 3-year period from 2010/11 in order to release Direct Revenue Financing and so meet anticipated cashflow pressures. This position will continue to be subject to review in light of the affordability of revenue contributions, pressures on capital and the objectives of the Council.
- 13.7 The main advantages offered through borrowing under the prudential framework would appear to be in terms of :-
- a) Rescheduling capital expenditure - where existing levels of revenue used to directly fund capital schemes are used instead to meet the costs of borrowing, allowing a significant initial amount to be spent. The downside of this is that it is primarily a one-off move, bringing forward expenditure or facilitating a single expenditure on a significantly higher level than could otherwise be afforded.
 - b) Spend-to-Save schemes - where the capital investment achieves revenue savings, which could wholly or largely meet the ongoing revenue costs associated with the level of borrowing required.
 - c) Short-term borrowing – to replace Direct Revenue Financing for capital in order to maintain recommended minimum levels of General Fund working balances.

- 13.8 The new prudential framework seeks to formalise and standardise good practice, particularly in terms of making clear the revenue consequences of capital spending decisions. To this end a set of Prudential Indicators are to be approved and published by authorities each year [shown in Appendix M (a)].
- 13.9 The City Council has always ensured that revenue implications and affordability are central to decisions on capital, and that the decision-making process this year does not require any additional Council Tax increase to meet specific new approvals.
- 13.10 The updated overall availability of funding through to the year 2014/15 is shown at Appendix R.

Capital Plan

- 13.11 The current approved Capital Plan is shown at Appendix N. This includes items that have been approved by the Leader (out of cycle) since the MTS 2010, as shown in Table 8 of Section 4.
- 13.12 A more detailed breakdown of the Housing Capital Programme, which includes both Housing Revenue Account and Housing General Fund expenditure is shown in Appendix S. The 10-year programme was reviewed substantially in November 2008, following the Subsidy Determination for 2008/09, and will be reviewed again once the outcome of the consultation on the Future of Council Housing Finance is received from Treasury / CLG (expected in Spring 2010). Particular pressures exist in 2010/11 and 2011/12 in respect of the need to respond to fire safety risk assessments and undertake the required remedial works.
- 13.13 Lead Officers have reviewed the current year variations for each scheme and programme. Where adjustments (reprofiling) are required, then proposals for re-phasing of expenditure and related funding are being submitted for approval, as shown in Appendix N.
- 13.14 In addition to the plan, an overview of the current approved Hold List is shown at Appendix P. A review of the Hold List has been undertaken as part of the budget process.
- 13.15 The Hold list currently contains only one item, works at Park Street Car Park, which are scheduled as required until 2011/12. Subject to items proposed in the January 2011 committee cycle, no new bids for items to add to the Hold List have been raised.
- 13.16 A listing of the capital bids, which have been submitted by spending committees, is shown in Appendix Q. This includes schemes that have existing funding provision from Repair & Renewal Funds or Developer Contributions.
- 13.17 Relevant bids have been considered by each of the key officer working groups (AMG, CUGG, ESG and ICT Steering Group) as part of the budget process.
- 13.18 The Capital Plan will be updated for any items approved as outlined in paragraphs 13.12 and 13.15 above.
- 13.19 In considering the bids, the context of funding availability must be considered. The requirement for additional funding for each category of Capital bid is shown below, compared against the total funding available :

Table 31 : Capital Funding Availability Compared with Bids

	2010/11 £000	2011/12 £000	2012/13 £000	2013/14 £000	2014/15 £000
Funding required for :					
Post MTS Approved Bids	0	0	0	0	0
Unavoidable	0	0	0	0	0
Bids with Funds	0	0	0	0	0
Bids Requiring Funding	7	815	437	287	287
Sub-total	7	815	437	287	287
Funding Available	(238)	(975)	(1,380)	(1,380)	(1,380)
add Funding no longer required	0	0	0	0	0
Revised (Surplus) / Shortfall in Funding	(231)	(160)	(943)	(1,093)	(1,093)

13.20 When making decisions about affordability it is important to take into account the potential pressures that could arise from the reviews of existing Capital Programmes as they reach the end of their approved timescales. The table below highlights the significant number of reviews due in preparation for 2011/12 - timing designed to link with the start of the next Government Spending Review period, and the associated indications of revenue funding for the next 3 years.

Table 32 : Approval Periods for Current Non-Housing Capital Programmes (including bids & re-phasing proposals)

Capital Ref	Description	2010/ 11 £000	2011/ 12 £000	2012/ 13 £000	2013/ 14 £000	2014/ 15 £000
PR003	City Centre Management Programme	21	20	20	20	20
PR006	Safer City Programme	22	17	17	17	17
PR007	Cycleways	311	240	100	100	100
PR010	Environmental Improvements Programme (Area Committee allocations to be agreed)	105	200	200	200	200
PR010a	Environmental Improvements Programme - North	142	49	tba	tba	tba
PR010b	Environmental Improvements Programme - South	72	83	tba	tba	tba
PR010c	Environmental Improvements Programme - West/Central	90	85	tba	tba	tba
PR010d	Environmental Improvements Programme - East	279	97	tba	tba	tba
PR010di	Environmental Improvements Programme - Riverside/Abbey Road Junction	577				

Capital Ref	Description	2010/ 11 £000	2011/ 12 £000	2012/ 13 £000	2013/ 14 £000	2014/ 15 £000
PR010j	Environmental Improvements Programme - Fitzroy/Burleigh Street	183				
PR010k	Environmental Improvements - Wulfstan Way Local Centre	133	41			
PR014	Environmental Safety Fund	25				
PR016	Public Conveniences	147	350	150		
PR017	City Services - Vehicle Replacement Programme	1,178	612	540	960	750
PR018	Bus Shelters	0	221			
PR019	Car Parks Infrastructure and Equipment Replacement Programme (also see individual schemes)	4	722	269	244	789
PR020	ICT Infrastructure Programme	689	642	300	560	540
PR022	Local Nature Conservation	4				
PR023	Admin Buildings Asset Replacement Programme	179	68	52	41	70
PR024	Commercial Properties Asset Replacement Programme	26	306	90	80	0
PR025	New Town Community Development Capital Grants Programme	1	124			
	Capital-Programmes	4,187	3,877	1,738	2,222	2,486

13.21 When compared with the projected funding available for capital expenditure the overall position is projected to be (including bids and rephasing):-

Table 33 : Commitments Against Available Capital Funding – 2010/11 to 2014/15

Factor	2010/11 £000	2011/12 £000	2012/13 £000	2013/14 £000	2014/15 £000
Schemes	3,264	9,380	1,699	5	0
Programmes	20,635	17,807	9,571	10,154	10,520
Total Spend	23,899	27,187	11,270	10,159	10,520
Available Funding	(24,130)	(27,347)	(12,213)	(11,252)	(11,613)
(Surplus) / Shortfall in Funding	(231)	(160)	(943)	(1,093)	(1,093)

- 13.22 The significant level of funding available from 2012/13 onwards reflects the completion of a number of capital programmes following reviews which were reported to Scrutiny committees this year. It should be noted, however, that this level of available funding is also dependent on the continued affordability of an annual contribution of £1.38m from revenue each year to support capital spending.
- 13.23 Work is being progressed to review the Council's office accommodation requirements, which will also reflect the implications of the Customer access project. This will feed into the scheduled review of the Office Accommodation Strategy in 2011/12, supporting the strategic aim of reducing the need to rent / lease premises resulting in direct cost savings to the Council. In addition, work is continuing to review options for the future provision of depot facilities for the Council.
- 13.24 The first of these reviews relating to Programmes listed above is being submitted for PR006 Safer City as part of the January 2010 committee cycle, although consideration of any extension and associated funding is intended to be included in the September 2010 MTS.
- 13.25 Asset Management Group has requested that all lead officers submit reports to scrutiny committees in time to enable relative consideration and prioritisation of any requests for continuation as part of the September 2010 MTS.
- 13.26 The overall position is that all of the bids submitted requiring new funding can be accommodated, if they are deemed to be appropriate and desirable.
- 13.27 It is recommended that any capital approvals should be limited to the revised level of uncommitted capital funding level available, as a basis for the consideration of bids recommended to Council.
- 13.28 The Environmental Strategy Group have also made recommendations on Capital Bids in terms of their contribution to the Climate Change agenda, in order to aid consideration of the items. These are shown in Appendix T.

Part E

Summary and Overview

14. Treasury Management

Background

- 14.1 Under Section 3(5) of the Local Government Act 2003 and supporting regulations, the Council must 'have regard to' the CIPFA Prudential Code and the CIPFA Treasury Management Code of Practice to set Prudential and Treasury Indicators (including an 'Authorised Limit' for borrowing) for the next three years, in order to ensure that its capital investment plans are affordable, prudent and sustainable.
- 14.2 The Prudential and Treasury Indicators, together with the Council's approved lending list, are incorporated into the Treasury Management Strategy Statement, Annual Investment Strategy & Minimum Revenue Provision Policy Statement in Appendix M(b).
- 14.3 The following paragraphs detail the position in relation to the Council's Icelandic bank investments (largely unchanged from that reported in the MTS) and the ongoing review of treasury management matters.

Icelandic Investments

- 14.4 Cambridge City Council is one of at least 123 local authorities directly affected by the collapse of Icelandic banking institutions during 2008/09. The Council had a total of £9 million in short term investments (i.e. those with maturity periods of up to one year) with two of the affected banks (Landsbanki Islands hf and Heritable Bank Plc).
- 14.5 The Council continues to work with the Local Government Association (LGA) and the legal advisors they have engaged, on behalf of the affected authorities, to seek maximum recovery of the amounts owed.
- 14.6 The security of these investments is uncertain but it is likely that the Council will be not recover all of its investments, together with accrued interest owed. At this stage the extent of financial loss cannot be finally determined but an estimate of the level of impairment of these investments has been made, taking account of the latest information available from the LGA, respective administrators and based on advice issued by the Chartered Institute of Public Finance and Accountancy (CIPFA) Local Authority Accounting Panel. The latest information and advice, on which budget preparation has been undertaken, is as follows:

Heritable Bank Plc

- 14.7 The City Council had a total of £4 million deposited with Heritable Bank Plc. which was placed in administration on 7 October 2008.
- 14.8 The latest creditor progress report was issued by the administrators Ernst and Young LLP in August 2010. Projections suggest a base case return to creditors of 79 to 85 pence in the pound. The higher value is based on winding up the administration in 2012 rather than 2010; 2012 being the preferred option of local authority representatives on the creditors committee.

- 14.9 Having reviewed the content and advice contained in the latest LLAP Bulletin issued, the Council considers that a recovery at the top end of the estimate is the most likely outcome and recognised an impairment, in the 2009/10 statutory accounts, based on an 85% recovery and assuming the following remaining repayment dates and percentages. These assumptions have also been used in forecasting cash flow and interest receipts as part of the budget process :

December 2010	-	5%
March 2011	-	5%
June 2011	-	5%
September 2011	-	5%
December 2011	-	5%
March 2012	-	5%
June 2012	-	5%
September 2012	-	5%

- 14.10 Up to the end of November 2010 the Council had actually received interim dividends representing 45.39% of the total claim on Heritable Bank Plc which included interest accrued to 6 October 2008.

Landsbanki Islands hf

- 14.11 The City Council had a total of £5 million deposited with Landsbanki Islands hf. Following steps taken by the Icelandic Government in early October 2008 the management of the affairs of what has become Old Landsbanki was placed in the hands of a Resolution Committee.
- 14.12 Old Landsbanki affairs are being administered under Icelandic law and decisions on the priority status of local authority deposits will be made by the Icelandic courts.
- 14.13 In calculating the expected recoverable amount in respect of these deposits the Council has made the following assumptions in respect of timing of recoveries.

October 2011	-	22.17%
October 2012	-	8.87%
October 2013	-	8.87%
October 2014	-	8.87%
October 2015	-	8.87%
October 2016	-	8.87%
October 2017	-	8.87%
October 2018	-	19.47%

- 14.14 This schedule is based on expected total dividends of 94.86 pence in the pound. However, failure to secure priority status would have a significant impact on the amount of the deposit that is recoverable and, if not achieved, the recoverable amount may only be in the order of 38 pence in the pound.

Impairment Charge to the General Fund

- 14.15 The Council has taken advantage of the Capital Finance Regulations, issued in March 2009, to defer the impact on the General Fund of the impairment of these investments. Under the regulations the Council must transfer the balance of the impairment (held temporarily on the Financial Instruments Adjustment Account) to the General Fund no later than 31 March 2011.
- 14.16 This requirement, together with the impact on the Council's receipts from investments, have been taken into account in the preparation of the 2010/11 and 2011/12 budgets and future year forecasts.

Treasury Management Review

- 14.17 At their meeting of 27 May 2010, Council adopted the revised CIPFA Treasury Management Code Of Practice. This Code re-affirmed the requirements for Council to receive, after year-end, an Annual Report on the previous years treasury activities but also introduced a new requirement for Council to receive a Mid-year Review Report on the current years activities
- 14.18 In addition, the Code required Council to instigate a formal scheme of delegation for the implementation and monitoring of treasury management policies, strategies, practices, activities and performance and for the execution and administration of treasury management decisions. A reminder of this Council's scheme can be found in Annex 4 & 5 of Appendix M(b), "Treasury management Strategy Statement, Annual Investment Strategy & Minimum Revenue Provision Policy Statement".
- 14.19 Regular reviews of treasury management are also being undertaken involving the Leader and Executive Councillor for Customer and Democratic Services. These reviews utilise a 'Position Statement' document, completed at the end of each month, which highlights such issues as current investment activity and the investment rates achieved.

15. Equalities Impact Assessment, Uncertainties and Risk Assessment

- 15.1 In meeting the adopted principles of prudence and sustainability, a key consideration is the level of risk and uncertainty faced by the Council. This is particularly an issue in light of the current economic environment.

Equalities Impact Assessment

- 15.2 Under equality legislation, local authorities have legal duties to pay 'due regard' to the need to eliminate discrimination and promote equality with regard to race, disability and gender, including gender reassignment, as well as to promote good race relations. The Equality Act 2010 introduces a new public sector duty which extends this coverage to age, sexual orientation, pregnancy and maternity, and religion or belief.
- 15.3 The law requires that this duty to pay 'due regard' be demonstrated in the decision making process. Assessing the potential equality impact of proposed changes to policies, procedures and practices is one of the key ways in which public authorities can show 'due regard'.
- 15.4 As a key element of considering the changes proposed in this Budget-Setting Report, an Equality Impact Assessment has been completed covering all of the Budget 2011/12 proposals. This is shown in Appendix X.
- 15.5 The assessment identifies the impact that financial proposals could have on equality groups, together with mitigation arrangements. It also includes an action plan identifying how disadvantage or negative impact can be addressed, together with timescales and details of lead officers.

Section 25 Report

- 15.6 Section 25 (s. 25) of the Local Government Act 2003 requires that the Chief Financial Officer (CFO) must report to the authority, when it is making the statutory calculations required to determine its Council Tax or precept, on the following :
- a) the robustness of the estimates made for the purposes of the calculations, and
 - b) the adequacy of the proposed levels of financial reserves.
- 15.7 The majority of the material required to meet the requirements of the Act has been built into the key reports prepared throughout the corporate budget cycle, in particular :
- a) The Medium Term Strategy (MTS) [2010]
 - b) The budget reports to the January cycle of meetings (including revised budgets for 2010/11) and Portfolio Plans to be reported in the March 2011 cycle.

- 15.8 This reflects the fact that the requirements of the Act incorporate issues which the Council has, for many years, adopted as key principles in its financial strategy and planning; and which have therefore been incorporated in the key elements of the corporate decision-making cycle.
- 15.9 This also reflects the work in terms of risk assessment and management which is built into all of the key aspects of the Council's work.
- 15.10 The Section 25 report will be included in the final version of this document at Appendix Y.

Uncertainties

- 15.11 The September 2010 MTS highlighted a range of issues which could potentially impact on spending plans but which were effectively unquantifiable at that stage.
- 15.12 In recommending final spending plans for 2011/12 these items have been reviewed to determine which are still an issue, and to what extent any issues should form part of the context for the decision on an appropriate level of Reserves to be maintained.

Risk Assessment

- 15.13 Risk analysis and a determination of the adequacy of the level of reserves are key elements within the statement which Directors of Finance are now required to provide, under section 25 of the Act, in conjunction with the final budget and Council Tax recommendations.
- 15.14 As with any major Council project, a risk assessment is prepared and reviewed during the course of the development of the budget. This provides a basis to consider the impact and potential mitigation for key factors, and identifies potential areas for sensitivity analysis to determine the degree of exposure to risk.
- 15.15 This also draws on a review of the wider risks, which are highlighted in the Council's Risk and Assurance framework. The highest rated risks have been reviewed to assess whether there is a direct financial implication, and whether proposals within the budget would serve to increase or decrease the currently assessed risk rating.
- 15.16 The key risk themes which were identified as part of the latest Stage Review of risks in the current annual cycle related to:
- The Economic Downturn - Impact on Council services, activities and finances
 - Growth delivery and funding
 - Management and delivery of key projects
 - Health & Safety
 - Impact of, and compliance with, legislation
- 15.17 As set out in the September 2010 MTS, key risk areas relate to the impact of the dramatic economic downturn, on both the delivery of Council services and to the Council's financial position, and the continuing pressures through a potentially protracted period of economic recovery.

- 15.18 An assessment of the key areas of financial risk to the Council has been undertaken and the results are included in Appendix U, in the form of a sensitivity analysis. In addition a review of the timing of 'Significant Events' over the MTS period has been undertaken and is included in Appendix V.
- 15.19 One of the key aspects of the Council's financial planning is to ensure that an appropriate level of reserves is maintained to facilitate temporary use of reserves to be employed to create the time in which to effect the necessary changes in spending plans in a managed way in instances where unforeseen eventualities occur.
- 15.20 The Council's financial strategy includes a requirement to demonstrate financial sustainability. This is confirmed through the use of the longer-term 25-year budget model, which demonstrates that there is no underlying reliance on contributions from Reserves in the long-term to support the indicated level of Council Tax.

16. Local Government Finance Settlement 2010

- 16.1 The Provisional Local Government Finance Settlement was announced on Monday, 13 December 2010. By this time the majority of the detailed work on developing budget proposals for 2011/12 had been completed, based on the targets set within the September 2010 MTS. The previous sections outline the resulting position.
- 16.2 This section reviews the content of the Provisional Settlement, where it is relevant to the City Council, identifies the implications for the Council's financial strategy and plans and recommends actions required.
- 16.3 Although it had been expected that the Settlement would give details of the proposed grant allocations at local authority level for a 4-year period from 2011/12, it actually only contained detailed information for the first 2 years of that period.
- 16.4 Whilst some of the supporting detailed information was released on the day, other key elements are still awaited; and this has meant that there have been no published briefing documents or commentaries at this time.

Implications of the Provisional Settlement for Cambridge City Council

- 16.5 The announcement contained three main areas of importance for the City's financial planning :

Specific Grants

- 16.6 The announcement included details of 3 areas of Specific Grant which the Council will receive. These are :

Table 34 : Provisional Settlement - Special Grants 2011/12 and 2012/13

Specific Grant	Allocation 2011/12 £	Allocation 2012/13 £
Preventing Homelessness	575,470	575,470
HB & CTB Admin. Grant	822,952	<i>tba</i>
<i>Details awaited</i>	-	35,360
Council Tax Freeze in 2011/12	169,780	-
Total	1,568,202	610,830

- 16.7 This appears to indicate that the compensation for the Council Tax freeze in 2011/12 is only being paid as a Specific Grant in the first year. It is not clear how this is proposed to be paid for the remaining 3 years of the Spending Review period, but there had been earlier indications of a switch to payment through Area Based Grant.

Concessionary Fares

- 16.8 The Settlement also includes the financial adjustments associated with the transfer of this function from District Councils to County Councils.
- 16.9 This has been reflected in two adjustments to grants:
- ♦ the removal of the Special Grants relating to the function
 - ♦ an adjustment to Formula Grant entitlement
- 16.10 Whilst the funding provided through Special Grants could be easily identified and reversed, the key question was what level of adjustment would be made to the main Formula Grant.
- 16.11 Formula Grant had been increased in both 2001 and 2006 to reflect the revised national scheme, which had been introduced on those dates. Mindful that the Government had stated that the scheme would be fully funded, the City Council has identified the adjustments made (distinct changes to the prior year adjusted base position for that purpose) and has long maintained that this amount has been significantly less than the cost of the scheme.
- 16.12 The table below shows the costs and funding of the scheme since 2006/07, together with the shortfall in funding which the Council has had to meet from other sources.

Table 35 : Concessionary Fares Funding Implications 2006/07 to 2010/11

Concessionary Fares	2006/07 £	2007/08 £	2008/09 £	2009/10 £	2010/11 £
Cost of Scheme	870,000	913,500	2,678,071	3,135,060	3,184,860
<i>less Government funding:</i>					
- Formula Grant	(515,470)	(527,740)	(536,150)	(538,820)	(541,520)
- Special Grant	-	-	(645,210)	(660,430)	(1,988,689)
Cost to City Council (i.e. net shortfall in Government funding)	354,530	385,760	1,496,711	1,935,810	654,651

- 16.13 This represents a total financial burden on the Council of £4,827,462 over the period from 2006/07 to 2010/11.
- 16.14 The reduction in the net shortfall in funding for 2010/11 represents an additional Special Grant of £1.31m which was agreed (for that year only), following a concerted campaign for a review of the equitability of funding by adversely affected authorities (including the City).
- 16.15 For the financial projections in the September 2010 MTS, the Council assumed that the financial adjustments associated with the move of the function to the County would not address the full extent of the funding shortfall, although this was the basis for the Council's response to consultation on the matter.

- 16.16 Instead it was assumed that, in effect, the net burden on the Council would continue at no more than that for 2010/11, on the basis that the Government had accepted the case for the additional funding in that year. This was deemed to represent a prudent approach in the absence of any better information.
- 16.17 The Provisional Settlement includes an adjustment of £1,434,700 to Formula Grant to reflect the transfer of this function to the County. This results in a continuation of a financial burden of some £894k per annum from 2011/12 for the City.
- 16.18 This reduction of £1,434,700 to Formula Grant has been made, despite the fact that the original amounts added to Formula Grant for this function in 2001 and 2006 only amount to £541,520 (even when increased to 2010/11 equivalent levels).
- 16.19 The inequity of this approach will form the basis for lobbying by the Council for this proposed methodology to be changed, and work is underway to identify other adversely affected authorities to ensure effective joint lobbying can commence at the earliest possible point.

Formula Grant

- 16.20 The Settlement announcement includes details of the cash changes to Formula Grant for the Council for 2011/12 and 2012/13.
- 16.21 The impact of this is shown below:

Table 36 :Provisional Formula Grant Settlement for 2011/12 and 2012/13

Formula Grant	2011/12 £	2012/13 £
Prior Year Adjusted Base (i.e. after adjustments including Concessionary Fares)	10,961,863	9,408,249
Formula Grant entitlement	9,451,103	8,435,883
<i>%'age Reduction (year-on-year)</i>	<i>(13.78%)</i>	<i>(10.34%)</i>
<i>%'age Reduction from 2010/11 Adjusted Base</i>		<i>(23.04%)</i>

- 16.22 In the September 2010 MTS the Council had assumed a 30% reduction in Formula Grant over the 4-year period of the Spending Review. It further assumed that the reduction would be spread evenly across the period.
- 16.23 The 2010 Spending Review indicated an average reduction of around 28%, although it did include some indications that the reduction may be 'front-loaded'.
- 16.24 As the Settlement announcement only provides figures for the first 2 of these years it is difficult to be clear whether it represents a high degree of front-loading but with the final level in 2014/15 still close to the assumption, or an indication of a far higher level of overall reduction. This will be a critical factor for effective future financial planning.

- 16.25 The real terms reduction in local authority core funding from CLG, which is contained within the Spending Review 2010 control totals, reflects around 73% of the total reduction for the 4-year period being made over the first 2 years. The announced reduction in the City's Formula Grant over the 2 years to 2012/13 would represent around 74% of the total reduction assumed in the September 2010 MTS. It is, therefore, considered appropriate at this stage to continue with the MTS assumption on the final overall level of Formula Grant reduction to 2014/15.
- 16.26 Following discussions with the LGA the Government has adopted the concept of Revenue Spending Power as the basis for comparison of the changes year-on-year.
- 16.27 This reflects the total of Formula Grant, other Government grants, NHS support for health and social care (for single and upper-tier authorities) and Council tax receipts. The resulting comparison is shown below:

Table 37 : Revenue Spending Power – 2011/12 and 2012/13

Factor	Adjusted 2010/11 £	2011/12 £	Adjusted 2011/12 £	2012/13 £
Council Tax receipts	6,696,949	6,696,949	6,696,949	6,696,949
Formula Grant	10,961,863	9,451,103	9,408,249	8,435,883
Specific Grants	1,442,456	1,568,202	745,250	610,830
TOTAL Revenue Spending Power	19,101,268	17,716,254	16,850,448	15,743,662
Year-On-Year Spending Power Reduction (£'s)				
		(1,385,014)		(1,106,786)
(%age)				
		7.25%		6.57%

- 16.28 In this approach the inclusion of the income from Council Tax serves to reduce the perceived impact of the reductions in Formula and Specific Grants, when expressed as a percentage.

Final Assumptions for the February 2011 BSR

- 16.29 In order to complete the February 2011 Budget-Setting Report key assumptions need to be updated to reflect the Provisional Settlement and its implications:

Formula Grant Assumptions

- 16.30 In terms of Formula Grant, the key issues are :

- How to deal with the additional known pressures in 2011/12 and 2012/13 resulting from the apparent 'front-loading' of the reduction in Formula grant;
- What level of final Formula Grant to assume for 2014/15, in the absence of a clear indication in the Provisional Settlement.

16.31 In terms of the assumed level of Formula Grant in 2014/15, there are a wide range of potential scenarios. However, the following provide key alternatives, together with their implications :

Table 38 : Formula Grant Assumptions: Key Scenarios – 2010/11 to 2014/15

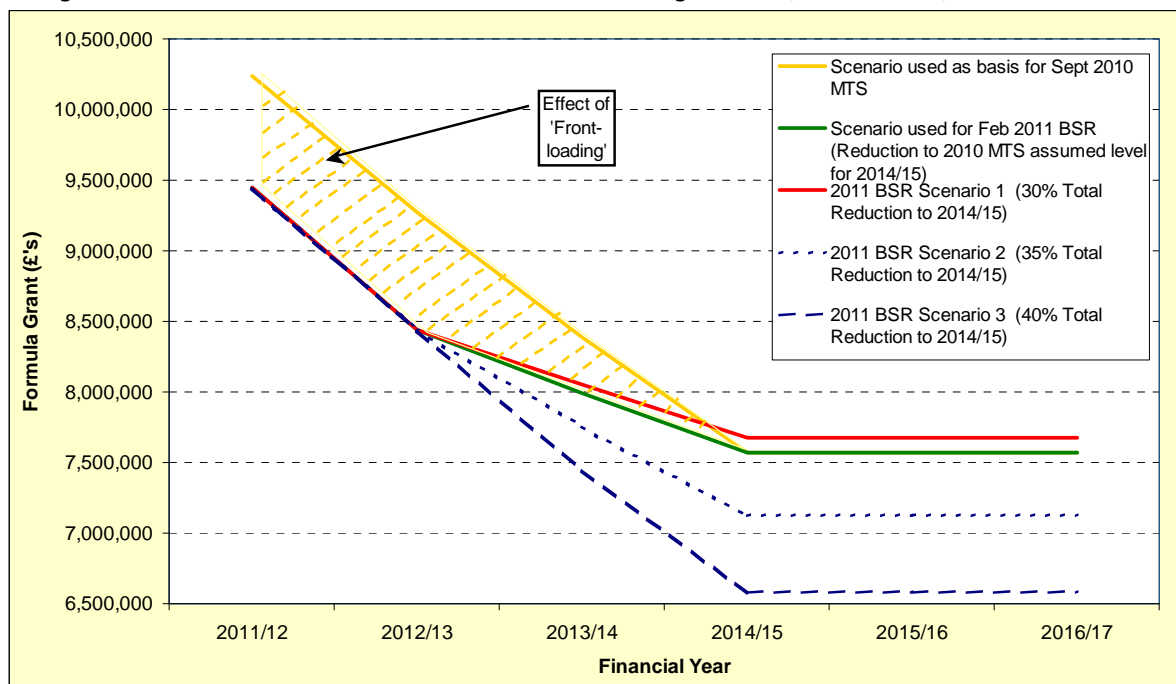
Formula Grant Assumption	2010/11 Adjusted (£'s)	2011/12 Provisional (£'s)	2012/13 Provisional (£'s)	2013/14 Assumed (£'s)	2014/15 Assumed (£'s)
2011 BSR Scenario 1 (30% Total Reduction by 2014/15)	10,961,863	9,451,103	8,435,883	8,054,590	7,673,300
- <i>Year-on-Year Reduction</i>		13.78%	10.74%	4.52%	4.73%
- <i>Reduction from 2010/11 Base</i>			23.04%	26.52%	30.00%
Scenario used for Feb 2011 BSR (Reduction to 2010 MTS assumed level for 2014/15)	10,961,863	9,451,103	8,435,883	7,991,750	7,571,019
- <i>Year-on-Year Reduction</i>		13.78%	10.74%	5.26%	5.26%
- <i>Reduction from 2010/11 Base</i>			23.04%	27.09%	30.93%
2011 BSR Scenario 2 (35% Total Reduction by 2014/15)	10,961,863	9,451,103	8,435,883	7,752,900	7,125,210
- <i>Year-on-Year Reduction</i>		13.78%	10.74%	8.10%	8.10%
- <i>Reduction from 2010/11 Base</i>			23.04%	29.27%	35.00%
2011 BSR Scenario 3 (40% Total Reduction by 2014/15)	10,961,863	9,451,103	8,435,883	7,449,000	6,577,120
- <i>Year-on-Year Reduction</i>		13.78%	10.74%	11.70%	11.70%
- <i>Reduction from 2010/11 Base</i>			23.04%	32.05%	40.00%

16.32 The scenario being adopted for the BSR is based on the assumption that the reduction in Formula Grant by 2014/15 is to the level originally assumed in the September 2010 MTS. This is based on the rationale outlined in paragraph 16.25 above.

16.33 Although this assumption was originally based on a 30% reduction, the consequences of the Concessionary Fares changes implemented in the settlement mean that a new starting point for the calculation of the reduction has been created (i.e. £10,961,863 – the Adjusted 2010/11 Grant), and this assumption is therefore the equivalent of around a 31% reduction over the 4-year period.

16.34 The key scenarios and their implications are shown graphically below :

Figure 5 : Formula Grant Scenarios and 'Front-Loading' - 2011/12 to 2016/17



16.35 This clearly shows the degree of front-loading of the reduction which the assumption implies.

16.36 This 'front-loading' represents an additional pressure on the Council's budgets in both 2011/12 and 2012/13 when compared to the provisions made within the September 2010 MTS.

16.37 As a result, additional proposals need to be identified to offset this additional pressure in setting a balanced revenue budget for the General Fund.

16.38 The scale of the 'front-loading' pressure is quantified below, together with the proposed means of funding it.

Table 39 : Proposed Funding of Front-Loaded Grant Reductions – 2011/12 to 2014/15

Factor	2011/12 Provisional (£'s)	2012/13 Provisional (£'s)	2013/14 Assumed (£'s)	2014/15 Assumed (£'s)	TOTALS (£'s)
September 2010 MTS – Underlying Formula Grant Level	10,241,210	9,270,720	8,383,010	7,571,020	-
less Assumed levels for February 2011 BSR	9,451,100	8,435,880	7,991,750	7,571,020	-
Reduction / (Increase) in Formula Grant Available	790,110	834,840	391,260	0	2,016,210
Funded by :					
Use of Council Tax 'Compensation' Grant	(169,780)	(169,780)	(169,780)	(169,780)	(679,120)
Net Underspend on 2010/11	(830,920)	-	-	-	(830,920)
Net Position Against Cash Limit in 2011/12	(105,850)	-	-	-	(105,850)
Unused PPF Funding for 2011/12	(187,600)	-	-	-	(187,600)
Reduction in Revenue Contribution for Capital Spending in 2012/13 (£1.38m to £1.1m)	-	(220,000)	-	-	(220,000)
Net Reduction / (Increase) in Funding Available [= Change in Level of Reserves]	(504,040)	445,060	221,480	(169,780)	(7,280)

16.39 This demonstrates that by using the range of 'one-off' items of funding which have been identified in this document as available in addition to the projections made in the September 2010 MTS, together with a one-year reduction of £220,000 in the revenue funding to support Capital in 2012/13 it is possible to meet the additional funding pressures in full.

16.40 The consequent effect on the level of Reserves is shown in the table below:

Table 40 : Effect on the Level of General Fund Reserves – 2011/12 to 2015/16

Reserves at Year End	2011/12 £	2012/13 £	2013/14 £	2014/15 £	2015/16 £
September 2010 MTS	2,792,340	4,012,700	4,994,650	5,911,580	5,713,715
February 2011 BSR	3,356,200	4,191,720	4,998,420	6,115,390	5,811,540

- 16.41 This shows that the Target level can be maintained, with an improvement in terms of the minimum level during the MTS period (i.e. at the end of 2011/12) – a positive factor given the continuing uncertain financial environment.
- 16.42 This retains the flexibility to review the levels of funding provided for PPF bids, revenue contributions to support capital spending or net savings required in 2013/14 and subsequent years in the event of the assumed level of Formula Grant reductions for those years being higher than currently anticipated.
- 16.43 Given the lack of firm information on which to base assumptions for Formula Grant beyond 2014/15, the assumption that there will be no change in the cash level of Grant in subsequent years has been retained. This will be reviewed in the light of any additional information received.
- 16.44 One of the measures included to offset the effects of the front-loading of the Formula Grant reduction (shown in Table 42) was to reduce the revenue contribution for capital spending in 2012/13 by £220k. This reflects a re-balancing of the priorities between capital and revenue spending in that year, in light of the impact of the Settlement.
- 16.45 The effect of this on the affordability of the Capital Bids submitted as part of the budget process, and the resulting unapplied balance of capital funding available, is shown in the table below.

Table 41 : Available Capital Funding (post-Settlement) – 2010/11 to 2014/15

Factor	2010/11 £ 000	2011/12 £ 000	2012/13 £ 000	2013/14 £ 000	2014/15 £ 000
(Surplus) / Shortfall in Funding	(231)	(160)	(943)	(1,093)	(1,093)
<i>/less Reduction in level of DRF</i>	0	0	220	0	0
Revised (Surplus) / Shortfall in Funding	(231)	(160)	(723)	(1,093)	(1,093)

- 16.46 This shows that all of the Capital Bids submitted can still be approved within the funding available.

17. Overall Spending Plans and Reserves

17.1 In considering the sustainability of the Council’s expenditure plans a key factor is the level of reserves which are likely to be available to the Council and their ability to support the underlying level of expenditure in the long term.

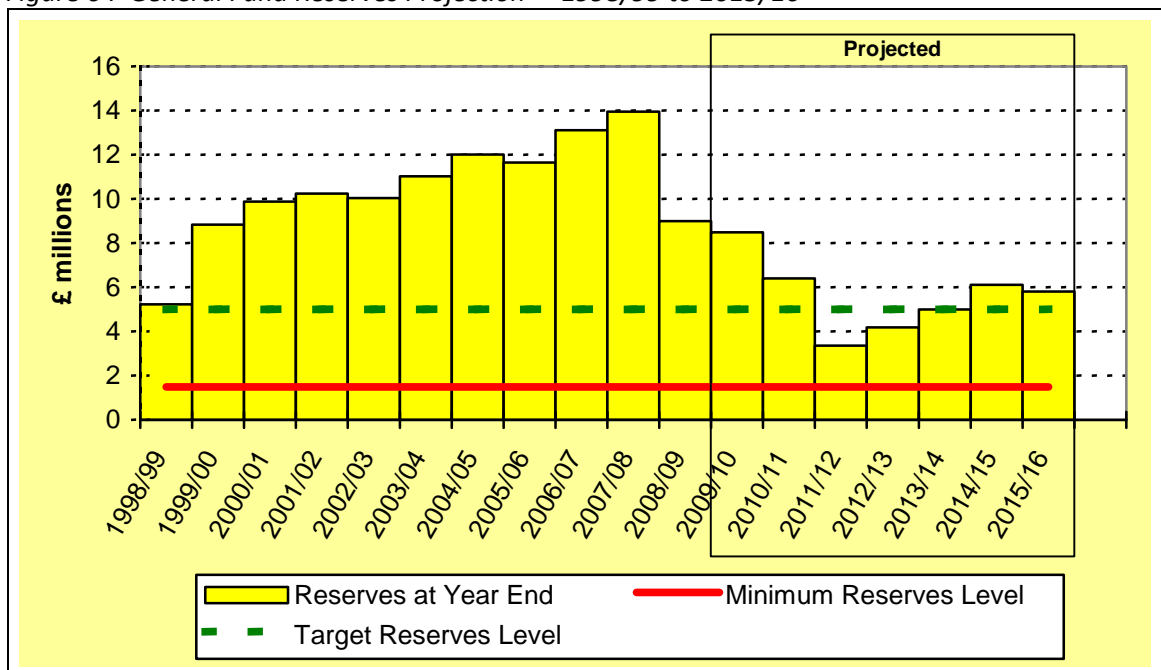
General Fund

17.2 Based on the projections within this report, a revised anticipated need to use reserves, and the resultant reserves positions, has been calculated for the full 25-year model. This is shown for the 5-year MTS period in Appendix W.

17.3 The projection through to 2015/16 is shown below, graphically :

This has been updated for latest GF projection

Figure 6 : General Fund Reserves Projection - 1998/99 to 2015/16



17.4 The longer-term projection is important, as it demonstrates that the uneven impact of the unavoidable cost pressures identified in the MTS can be effectively managed over the medium-term. The level of reserves is deliberately maintained above the target level in the short-term to equalise the effect of the full impact of medium-term changes such as the employers pension contribution rate.

17.5 General Fund reserves are also used to support the Council’s Capital Plan, and this effect also has to be taken into account when considering the long-term impact on the reserves position; and hence the ability to ensure the sustainability of the Council’s policies and services.

17.6 The chart clearly shows the effects of the temporary use of reserves that have been approved to cover :

- Customer Access Strategy implementation (SC335 – SC339)
- Guildhall Working Party project (SC342)
- Lion Yard - contribution to latest development phase (SC221)

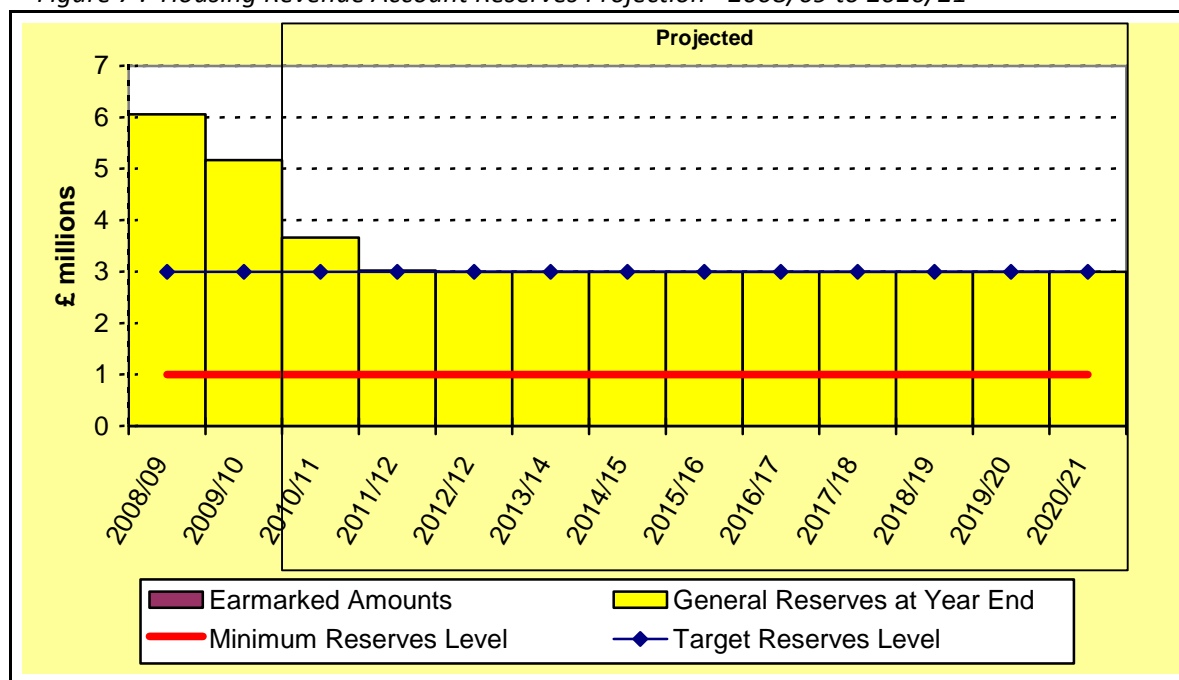
17.7 The effect of this was to reduce the level of reserves to £2.792m at the end of 2010/11. However, as the use of reserves is repaid the level of balances can be seen to return to the target level (of £5m) for the medium-term period (i.e. by 2013/14).

17.8 The reserves projections are based on the expectation that the Council will be able to achieve the 'Net Savings Requirements' identified in each of the financial years from 2012/13 onward.

Housing Revenue Account

17.9 Based on the proposals in section 11 of this report, a revised HRA reserves position has been calculated, and this is shown, through to 2020/21, in the graph below.

Figure 7: Housing Revenue Account Reserves Projection - 2008/09 to 2020/21



17.10 This reflects an acceleration of the planned reduction down to the target level of £3m, which is now anticipated by 2012/13, at which point revenue plans are based on delivering a balanced HRA budget with no requirement to use reserves.

17.11 The reduction in the level of reserves has provided additional funding to support capital expenditure. It should be noted that the approved Housing Capital Investment Programme commits all assumed available resources and capital balances which are able to be invested in General Fund Housing by 2014/15.

18. Future Issues and Prospects

- 18.1 The Council's corporate planning and decision-making cycle, and the adoption of a MTS, reflect the need for continuity of approach in order to deliver against the Council's Medium Term Objectives.
- 18.2 The next stage in this ongoing process will be the production of the next MTS, which is scheduled for approval and adoption in Autumn 2011. This will provide an opportunity to identify and consider the implications of any new or developing issues and projects.
- 18.3 Key areas are currently anticipated to include :
- a) **Growth Agenda** - work is continuing to review timescales in light of the impact of the current economic recession and the substantial downturn in the housing market. The Council is continuing to work with partner organisations to plan and bring forward key elements of the Growth Agenda. A resource model has been developed, and is reflected in the taxbase and Council Tax yield calculations included in this document. The model will be updated for the outcome of key consultants reports on infrastructure and other investments requirements, as well as the updated housing trajectory projections. This work will be a key element in projecting future cost pressures and changes in grant entitlement over the medium and long-term, and an update will feature in the 2011 MTS. The September 2010 MTS included the commitment to extend the 22.2 FTE fixed-term posts working on the planning and delivery of growth for a twelve month period covering 2011/12, this will provide sufficient time for the Council to consider longer term requirements and their affordability.
 - b) **County Pension Fund** – As noted in Section 6, the final actuarial report on the 2010 revaluation of the Fund is still to be published. As part of the September 2010 MTS the Council has already anticipated an increase in the contribution rate resulting, and has provided for an additional 0.75% in each of the 6 years from 2011/12. Based on the information available to date this provision is still felt to be appropriate. Additionally, the Independent Public Services Pensions Commission, Chaired by Lord Hutton, has been tasked with conducting a fundamental structural review of public service pension provision and has been asked to make recommendations to the Chancellor and Chief Secretary on pension arrangements that are sustainable and affordable in the long term, are fair to both the public service workforce and the taxpayer and are consistent with the fiscal challenges ahead, while protecting existing scheme members' accrued rights. The Commission is expected to publish its final report in time for the Government's 2011 Budget.
 - c) **New Capital Receipts** – the Council has a number of asset holdings which may be the subject of disposals over the next few years, as outlined in Section 12. This is an area which continues to be closely monitored as asset values decline and market interest falls as a consequence of the economic downturn. Consideration is also being given to more innovative use, in conjunction with partner organisations, such as Local Asset-Backed Vehicles.
 - d) **Benefit Realisation** – the Council has approved a number of schemes which are based on payback models funded initially from temporary use of reserves (the most prominent of these being the Customer Access Strategy project). As a result, a clear focus and robust approach to the realisation of the benefits which underpin the repayment of the initial investment is essential, in order to ensure the viability of the Council's medium-term

financial plans. The position on these schemes will be regularly monitored to ensure that projections are being achieved in practice.

- e) **Review of Council Housing Finance** – The anticipated implementation of self-financing for the HRA from April 2012, following consultation by Communities and Local Government (CLG), as part of the ‘Review of Council Housing Finance’. The review incorporated a comprehensive review of the HRA Subsidy System and proposed a self-financing model for the HRA at a local level, following a one-off redistribution of the national HRA debt. A policy document is anticipated early in 2011, which will confirm how the proposed reforms will work in practice, accompanied by updated financial models. There are a number of changes proposed to the financial assumptions that CLG made as part of the consultation in 2010, all of which will have an impact on the level of debt that Cambridge may take on or the longer-term financial viability of self-financing at a local level.
- f) **Icelandic Bank Investments** - the Council is basing its financial planning on the latest information provided by the LGA, respective administrators and based on the advice issued by CIPFA’s Local Authority Accounting Panel. The September 2010 MTS made provision for the projected shortfall in the capital sum which can be recovered. The main degree of uncertainty remaining over this issue is the potential for other creditors to successfully challenge the status of UK local authorities as preferential creditors, which would significantly reduce the level of recovery achievable. Developments and updates continue to be carefully monitored, and Members will be updated in the case of any significant changes.
- g) **Options to Generate Additional Income through Locally Set Planning Fee Charges** - The consultation paper ‘Proposals for Changes to Planning Application Fees in England’ was issued on 15 November 2010 for comment by 7 January 2011. The proposal is to decentralise responsibility for setting fees to local planning authorities. The paper also proposes to allow authorities to charge for some of those applications that are currently free. If accepted and approved by Parliament, the changes would be implemented from April 2011, with a 6-month transition period until October 2011, to give authorities sufficient time to establish the data needed to set their own fees. Any fee charging scheme therefore needs to be based on robust analysis and evidence; it cannot be done overnight. During this period authorities will be able to continue to use existing, centrally set fees as set out in the 1989 fees regulations, as amended. Whilst the government at this stage does not intend to introduce a cap on fee levels, and accepts that there may be variations from one authority to another, the consultation paper assumes the average increase will be between 10% and 15%. A charging scheme could of course be weighted towards certain categories of application - for example, non-private major residential and commercial developments - at the expense of, for example private householder developments, where the applicant is already likely to pay for services through the Council Tax. There is therefore an opportunity for the City Council to consider generating additional income to fund the Development Control element of the Planning Service. The new Head of Planning, who takes up the post in January 2011, will review this and other fee-earning activities. The outcomes of this review and decisions made will feed into the 2011 MTS process.
- h) **The Future of Local Government Finance** – The Government has indicated that it sees the current arrangements for financing local government as “an inherited system of financial tax finance which is extremely complicated and has given rise to a number of problems”. The perceived problems include:
- It makes certain areas heavily reliant on hand outs from central government. Some depend on government for up to 75% of their total income. This is part of the trend that has seen some areas of the country becoming increasingly reliant on the public sector rather than private enterprise

- It stifles local innovation and weakens local accountability
- It makes it difficult for councils to plan and set long term budgets
- It means there is little incentive for councils to invest in their local economy – since the rewards they would have received in the form of increased business rates receipts simply disappear into a central pot to be shared out by central government

So, as part of the White Paper on Local Growth, the Government has announced a review of business rates with the intention that in future local government will be able to keep what they collect. The wider Local Government Resource Review will begin in the New Year. This shift in policy is intended to set councils free from dependency on Central Government. This will clearly be a crucial factor for effective long-term financial planning for the General Fund , and details of the implications of the review will be reported to Members once they are published.

- 18.4 The next MTS is scheduled for consideration and adoption in September 2011, and will pick up and review all new and developing issues and projects; including those identified above.

19. Options and Conclusions

Options

- 19.1 The work undertaken as part of the 2011/12 budget process, to date, has resulted in the development of proposals for base budgets for each Portfolio.
- 19.2 The January cycle of scrutiny committee meetings will be considering the options available. Their deliberations will be considered by the Executive in considering cross-portfolio issues and recommending a final package of budget measures to Council.
- 19.3 This version of the BSR recommends :
- approval of the revenue bids and funding proposals presented
- 19.4 In respect of the affordability Capital Bids, this report recommends :
- approval of the capital bids and funding proposals presented
- 19.5 The meeting of Council on 17 February 2011 will consider the final proposed Budget, as identified in this report, for approval.

Conclusions

- 19.6 The review of key factors undertaken and presented in this report outlines an approach for finalising the budget for 2011/12.
- 19.7 The work to develop the 2010/11 Budget has highlighted significant pressures from Unavoidable Revenue Bids and the impact of changes to non-cash budgets. In addition to containing these pressures and meeting the Cash Limit target for 2010/11, it has been possible to identify future ongoing savings which have served to reduce the level of net savings identified as required for both 2011/12 and 2012/13.
- 19.8 The Council's adoption of long-term budget modelling and prudent financial strategies has been instrumental in enabling it to meet the current significant financial challenges, not least from the economic downturn and reductions in Formula Grant, with the least adverse impact on service provision.
- 19.9 The adoption of schemes which will improve the future income streams available to the Council, in addition to improving service, has been an important step in planning for future financial stability; and has been facilitated by flexible use of the Councils reserves.
- 19.10 The adoption of a process of Service Reviews has provided an important contribution towards meeting the 'Net Savings Requirement' for 2011/12, realising ongoing savings in the region of £1.9m from 2014/15.

- 19.11 The Council is now seeking to build on this approach, and to outline the approach to meeting the net savings requirements for the remaining three years of the target period to the end of the 2010 Spending Review.
- 19.12 The Council will commence further Service Reviews early in 2011/12 in order to achieve a further step change in its cost base and to achieve the targets set out in Table 24, while retaining its focus on its vision for Cambridge.



Appendices

Outline Budget Preparation Timetable

Timetable for the remaining key stages in the 2011/12 Corporate Planning & Decision-Making Cycle and Budget Preparation process

Proposed Date	Major Stage
17 Jan 2011	Strategy & Resources Scrutiny Committee
20 Jan 2011	Executive Budget Meeting which considers budgets, precept and tax requirements
4 Feb 2011	Special Strategy Scrutiny Committee considers any Budget amendment motions
9 Feb 2011	Police Authority - precepting meeting
15 Feb 2011	County Council - precepting meeting
17 Feb 2011	Fire Authority - precepting meeting (2pm)
17 Feb 2011	Council sets budget, Council Tax demand, precepts and overall Council Tax level
7-11 Mar 2011	Approved budgets to be sent to Cost Centre Managers by Finance
8-21 March 2011	Portfolio Plans taken to Scrutiny Committees during the March cycle
25 Mar 2011	2011/12 Budget Book published by Finance

2010/11 Revised Budget

The table below summarises the latest position on the Revised Budget for the current year, by Portfolio.

Scrutiny Committee	Portfolio	2010/11 Increase / (Reduction) (£'s)
Community Services	Arts & Recreation	0
	Community Development & Health	(580)
	Housing (General Fund)	(24,240)
Environment	Climate Change & Growth	(464,750)
	Environmental & Waste Services	(137,400)
Strategy & Resources	Customer Services & Resources	(203,250)
	Strategy	(700)
Total for Portfolios		(830,920)
Non-Cash Limit Items		0
TOTAL		(830,920)

Details of the revised budget items are shown in the following listing.

2010/11 GF Revised Budget Items - Bids and Savings

Appendix B
[Strategy Scrutiny Committee]

Ref.	Item Description	Detail / Justification	2010/11 Revised Budget £	Ongoing Effect	Anticipated 2011/12 Effect £	Contact
Community Services Scrutiny Committee						
Community Services - Community Development & Health Portfolio						
Revised Budget						
RB2566	Reduction in staff in the Food and Occupational Safety Team [Community Development & Health Plan]	Elimination of part-time (13 hour) vacancy within the Food & Occupational Safety team not required for statutory work (see also RB2570 and PPF2728)	(13,800)	Yes	(16,100)	Yvonne O'Donnell
RB2591	Reduced income from Exclusive Right of Burial and Right to Erect Monuments [Community Development & Health Plan]	There has been an ongoing decline in the pre-purchase of a burial plot and also the right to erect a headstone following a burial due to the overall reduction in interments.(see also UR2680)	32,700	Yes	32,700	Tracy Lawrence
RB2679	Restructure of Safer Communities Service Area. [Community Development & Health Plan]	A restructure of the Community Safety, Anti-Social Behaviour and Racial Harassment teams has resulted in a reduction in staffing of one full-time equivalent post, with a part-year effect realised in 2010/11. The ongoing impact of this is included as a saving at S2502.	(19,480)	Yes	(17,530)	Alan Carter
Total of Com Serv - CD&H Revised Budget :			(580)		(930)	

Ref.	Item Description	Detail / Justification	2010/11 Revised Budget £	Ongoing Effect	Anticipated 2011/12 Effect £	Contact
Community Services Scrutiny Committee						
Community Services - Housing Portfolio						
Revised Budget						
RB2660	Under-achievement in Home Aid Agency income [Housing Plan]	Fee income is less than anticipated in 2010/11 due to a combination of reduced investment in the form of capital grants and loans and recipients exercising their choice not to use the services of the agency to administer the works on their behalf. Income from external agencies towards the operational costs of the Home Aid Agency are also less than were anticipated	20,810	No	0	Dee Irving
RB2661	Staffing overspend in Housing Options and Advice [Housing Plan]	Staff costs are overspent in 2010/11 as a result of the business need to cover a role within the team during a period of long-term sickness.	10,000	No	0	David Greening
RB2665	Removal of budget for work relating to Travellers [Housing Plan]	Although work continues on this project, no progress has been made in providing a travellers site. It is proposed to remove this budget heading until it is needed.	(5,050)	Yes	(5,210)	Helen Reed
RB2668	Reduction in budget for the Homelessness Costs [Housing Plan]	A procurement exercise to secure a new Private Sector Leasing Scheme provider is anticipated to result in a service which will operate with little or no residual cost to the Authority. The lead in time to set up alternative homelessness provision within the city in the form of utilising vacant HRA dwellings results in an additional underpsend in 2010/11. The ongoing impact of this is included as a saving at S2490.	(50,000)	Yes	(11,580)	David Greening
Total of Com Serv - Housing Revised Budget :			(24,240)		(16,790)	

Ref.	Item Description	Detail / Justification	2010/11 Revised Budget £	Ongoing Effect	Anticipated 2011/12 Effect £	Contact
------	------------------	------------------------	-----------------------------------	-------------------	---------------------------------------	---------

Ref.	Item Description	Detail / Justification	2010/11 Revised Budget £	Ongoing Effect	Anticipated 2011/12 Effect £	Contact
Environment Scrutiny Committee						
Environment - Climate Change & Growth Portfolio						
Revised Budget						
RB2478	Maintenance of ditches [Climate Change & Growth Plan]	Watercourse maintenance contract was re-tendered and achieved a saving for the duration of the contract (2010-2013). See also S2477.	(20,000)	Yes	(20,000)	Alan Wingfield
RB2524	Withdrawal of Housing and Planning Delivery Grant (HPDG) [Climate Change & Growth Plan]	The withdrawal of the HPDG for 2010/11 has meant the funding available is limited to the unspent carry forward from 2009/10 of £340,570. The expected grant had been £777,720. Since the announcement of the grant withdrawal in June all unavoidable expenditure has and will be avoided. The cost of staff working on the growth agenda paid for from this budget amounts to £332,970 (9.58 fte) and this, together with committed consultancy, the cost of an external consultant to process householder planning applications, the cost of PATH planning trainees, a contribution to corporate learning and development savings and other small sums, takes the projected expenditure in 2010/11 to £486,646 leaving a funding shortfall of £146,076. Meeting these costs permit ongoing service delivery and these costs are offset by an over achievement in development control fee income which is predicted to be £320,000 over budget by year end. See also RB2586.	146,100	No	0	Dave Roberts
RB2584	Publicity of planning applications in local area offices. [Climate Change & Growth Plan]	Withdrawal of payment to housing service in current year for provision and maintenance of paper copies of planning applications in local area offices. Planning applications are now available for viewing on line by computer at local area offices, through the Council's website via Public Access. This saving is offset by a bid to the Housing Revenue Account for an equivalent loss of income. See also UR2498 & S2582.	(6,880)	Yes	(7,100)	John Summers

Ref.	Item Description	Detail / Justification	2010/11 Revised Budget £	Ongoing Effect	Anticipated 2011/12 Effect £	Contact
RB2585	Consultant and Professional Fees - Growth [Climate Change & Growth Plan]	There is likely to be a saving at the end of the current financial year on the spend for consultants and professional fees related to the strategic growth sites.	(15,000)	No	0	John Summers
RB2586	Over achievement of fee income in current year [Climate Change & Growth Plan]	Over achievement of development control fee income, particularly for major applications. See also RB2584.	(320,000)	No	0	John Summers
RB2601	Parking Services net savings for 2010/11 [Climate Change & Growth Plan]	The net saving mainly consists of a rise in income due to increased charges and short-stay usage, additional one-off compensation and telecomms rental income and employee cost savings. Offsetting this, in part, is extra expenditure on building repairs and maintenance and associated additional variable credit and debit card handling costs. (See also S2602, PPF2724)	(151,200)	Yes	(484,000)	Sean Cleary
RB2608	GIS Revenue Budget [Climate Change & Growth Plan]	Savings from the ending of the GIS Partnership. GIS infrastructure to be fully supported in-house. Savings relate to reduced support costs. See also S2604.	(9,400)	Yes	(9,400)	Paul Boucher
RB2609	Miscellaneous Savings [Climate Change & Growth Plan]	Savings from Business & Information Services supplies and services budget. No impact on service delivery. See also S2605.	(1,270)	Yes	(1,270)	Paul Boucher
RB2610	Printer/Photocopier Contract [Climate Change & Growth Plan]	One-off saving from reduced printer/photocopier rental charges following a contract extension to June 2011. New contract due to be in place from June 2011. See also S2606.	(8,000)	Yes	(1,500)	Paul Boucher
RB2686	Income - Cambridgeshire Horizons Joint Planning Budget [Climate Change & Growth Plan]	The Council's core development team provides the lead in progressing the CB1 Station Area redevelopment. This is a one-year financial allocation from the Cambridgeshire Horizons Joint Planning Budget to provide support/backfill within the core development team.	(46,350)	No	0	John Summers

Ref.	Item Description	Detail / Justification	2010/11 Revised Budget £	Ongoing Effect	Anticipated 2011/12 Effect £	Contact
RB2725	Revised budget bid for Concessionary Fares bus travel costs [Climate Change & Growth Plan]	The latest County Council projection of concessionary fares reimbursement for 2010/11 anticipates an increase in costs to the City Council of approximately £60,000. Although a reduced reimbursement rate is now in place, continuing increases in passenger numbers and other influencing factors has led to this one-off bid.	60,000	No	0	Christine Leonard
RB2733	Contribution from LAPE surplus towards cost of Concessionary Bus Fare scheme [Climate Change & Growth Plan]	The management of Local Authority Parking Enforcement (LAPE) transferred to the County Council on 1 April 2010. This contribution is from our share of the scheme surplus and has been allocated as a contribution to the cost of Concessionary Bus Fares.	(92,750)	No	0	Paul Necus
Total of Envt - CC&G Revised Budget :			(464,750)		(523,270)	

Ref.	Item Description	Detail / Justification	2010/11 Revised Budget £	Ongoing Effect	Anticipated 2011/12 Effect £	Contact
Environment Scrutiny Committee						
Environment - Environmental & Waste Services Portfolio						
Revised Budget						
RB2564	Additional income due to Air Quality Monitoring Contract for DEFRA [Environmental & Waste Services Plan]	The Scientific Team were successful in winning a new 4-year contract to maintain a local site installation to monitor Benzene levels in the atmosphere as part of the national passive air-quality network. (see also S2569)	(1,100)	Yes	(1,500)	Jo Dicks
RB2565	Increased financial contribution from Cambridgeshire County Council for Air Quality Monitoring Service and Maintenance. [Environmental & Waste Services Plan]	The County Council have made a contribution to the cost of service and maintenance for three out of the five air-quality monitoring stations run by the City Council, which has increased for 2010/11. As there is no commitment by the County to make this payment in future years we propose this money as a one-off saving for the year 2010/11.	(5,900)	No	0	Jo Dicks
RB2567	Materials Recycling Facility Gate Fee for kerbside commingled recycling scheme [Environmental & Waste Services Plan]	Gate Fee for Blue Bin Recycling taken to the Materials Recycling Facility (MRF) was budgeted on the basis of the market value of the material. The Fee value is reviewed at six monthly intervals and therefore varies. Due to the high value of the material at the last two reviews the gate fee has provided an income to the Council and therefore the £89,000 will not be required. Officers predict that the gate fee will also be favourable during 2011/12. (see also S2572)	(89,000)	Yes	(49,300)	Jen Robertson
RB2568	Cease subscriptions to online legal and technical advice services [Environmental & Waste Services Plan]	The service currently subscribes to Local Law and Barbour Index. Officers are currently making limited use of these services. Similar information can be obtained from legislation on-line and legal services. It is therefore proposed to cease subscribing to both these	(6,900)	Yes	(6,900)	Yvonne O'Donnell

Ref.	Item Description	Detail / Justification	2010/11 Revised Budget £	Ongoing Effect	Anticipated 2011/12 Effect £	Contact
		services. (see also S2574)				
RB2611	Savings in Public Realm Enforcement [Environmental & Waste Services Plan]	A saving of £5,000 can be achieved due to a reduction in expenditure on vehicle, stationery and uniform expenditure.	(5,000)	No	0	Yvonne Mackender
RB2642	Domestic Waste Review [Environmental & Waste Services Plan]	Review of budgets within the Domestic waste cost centre including the rationalisation of vehicle usage has resulted in current year savings of £30,000. (see also S2643)	(30,000)	Yes	(45,000)	Michael Parsons
RB2672	Income deficit from access charging at Drummer Street Public Conveniences [Environmental & Waste Services Plan]	As part of the 2008/09 Savings Review it was proposed to make a charge for the use of Drummer St toilets. Takings are down due to the start date and lower than predicted usage. A shortfall of £20,500 in 2010/11 is predicted. (see also UR2670)	20,500	Yes	14,300	Toni Ainley
RB2693	Control of dogs - Out of hours stray dogs service [Environmental & Waste Services Plan]	In 2010/11 the police withdrew their service to operate the Councils out of hours dog collection service. A bid was submitted through the budget process to ensure that there was the budget to operate this statutory service. However, the service was agreed with a private contractor and is substantially less than the budget provision. (see also S2694)	(20,000)	Yes	(20,000)	Yvonne O'Donnell
Total of Env't - E&WS Revised Budget :			(137,400)		(108,400)	

Ref.	Item Description	Detail / Justification	2010/11 Revised Budget £	Ongoing Effect	Anticipated 2011/12 Effect £	Contact
Strategy & Resources Scrutiny Committee						
Strategy & Resources - Customer Services & Resources Portfolio						
Revised Budget						
RB2476	Property Services - Employee Cost Savings [Customer Services & Resources Plan]	Net staffing savings as a result of deferring recruitment to the post of Head of Property and Building Services.	(20,600)	No	0	Philip Doggett
RB2481	Internal Audit - Revised One-off Budget Savings [Customer Services & Resources Plan]	Following a review of Internal Audit's budgets, one-off savings of £12,000 have been identified (£10,000: salary and on-costs, £2,000: training).	(12,000)	No	0	Bridget Bishop
RB2482	Internal Audit - Revised Budget Savings [Customer Services & Resources Plan]	Following a review of Internal Audit's budgets, ongoing savings of £23,000 (temporary/agency staff) have been identified. (See also S2480).	(23,000)	Yes	(30,000)	Bridget Bishop
RB2519	Salary saving for Head of Customer Service vacancy [Customer Services & Resources Plan]	Salary saving for Head of Customer Service vacancy, period July - December 2010.	(40,000)	No	0	Chris Bolton
RB2530	Human Resources salary saving due to vacant Business Partner post [Customer Services & Resources Plan]	Salary saving due to vacant Human Resources Business Partner post. Will be re-advertised in November.	(25,000)	No	0	Sue Dawson
RB2577	Reduced Corporate Telephony spend 1 year only [Customer Services & Resources Plan]	This saving was as a result of an arrangement to obtain cost reductions on land-line to mobile calls. Similar arrangements will be investigated in 2011 but cannot be guaranteed at the moment	(3,000)	No	0	James Nightingale

Ref.	Item Description	Detail / Justification	2010/11 Revised Budget £	Ongoing Effect	Anticipated 2011/12 Effect £	Contact
RB2626	Savings from Human Resources Business & Support cost centre [Customer Services & Resources Plan]	Savings of £12,000 mid-year from Human Resources' operating costs across a range of account codes e.g. stationery, postage and equipment. (See also S2630).	(12,000)	Yes	(12,000)	Sue Dawson
RB2627	Savings from Recruitment cost centre [Customer Services & Resources Plan]	Savings of £12,600 mid-year (£10,000 part year salary savings plus £2,600 operating costs). (See also S2632).	(12,600)	Yes	(22,400)	Sue Dawson
RB2628	Savings from Organisational Development cost centre [Customer Services & Resources Plan]	Mid-year savings from Organisational Development budget of £18,000 (£5,000 part year salary saving plus £13,000 across learning and development budgets). (See also S2633).	(18,000)	Yes	(46,100)	Sue Dawson
RB2675	Democratic Services Petitions Duty - increase in Area Based Grant [Customer Services & Resources Plan]	The Department for Communities and Local Government increased the Area Based Grant to reflect new Petitions Duty. A review of current software capability established that the new requirements can be delivered within current budget.	(6,050)	No	0	Gary Clift
RB2698	Lion House - One-off Service Charge Savings [Customer Services & Resources Plan]	The Lion House managing agent has recently submitted details of the service charges for the 2010/11 financial year. Following receipt of this information, estimated service charge savings of £31,000 can be made due to lower than forecast expenditure on refurbishment work/major work.	(31,000)	No	0	Philip Doggett
Total of Strategy - CS&R Revised Budget :			(203,250)		(110,500)	

Ref.	Item Description	Detail / Justification	2010/11 Revised Budget £	Ongoing Effect	Anticipated 2011/12 Effect £	Contact
Strategy & Resources Scrutiny Committee						
Strategy & Resources - Strategy Services Portfolio						
Revised Budget						
RB2612	Reduction in Consultants and Professional Fees Budget [Strategy Plan]	Abolition of Comprehensive Area Assessment and the National Indicator Set has reduced the requirement for funding for external inspection and data collection. (See also S2618).	(5,000)	No	0	Alison Kemp
RB2615	Reduction in Contract Charges to CINTRA [Strategy Plan]	Favourable renegotiation of interpreter travel costs and reduced demand for interpretation services based on year-to-date demand and expenditure figures (supported by CINTRA's own full-year expenditure projections for the City Council)	(5,000)	No	0	Alison Kemp
RB2616	Cancellation of statutory 'Place' survey [Strategy Plan]	The statutory place survey for 10/11 has been cancelled giving a one-off saving. The rest of the consultation budget remains in place.	(14,700)	No	0	Trevor Woollams
RB2617	Underspend in Web Development Budget [Strategy Plan]	Projected underspend for 2010/11. There has been reduced capacity within the Web team due to unsuccessful attempts to recruit a Web Manager.	(6,000)	No	0	Trevor Woollams
RB2731	Consultancy advice to review the opportunities of the Feed in Tariff and similar schemes [Strategy Plan]	To procure professional advice to quickly complete an assessment setting out how the Council can take advantage of government initiatives that will reduce the Council's carbon footprint, reduce costs and/or reduce fuel poverty. (see also C2655/C2656 and S2657/S2658)	30,000	No	0	Trevor Woollams

Ref.	Item Description	Detail / Justification	2010/11 Revised Budget £	Ongoing Effect	Anticipated 2011/12 Effect £	Contact
		Total of Strategy - Strategy Revised Budget :	(700)		0	
		Overall Total of Revised Budget :	(830,920)		(759,890)	

Printed on : 20 December 2010 at : 05:35 PM

2011/12 GF Bids to Existing or External Funding

- Revenue Bids

Appendix C
[Strategy Scrutiny Committee]

Ref.	Item Description	Detail / Justification	2010/11 Budget £	2011/12 Budget £	2012/13 Budget £	2013/14 Budget £	2014/15 Budget £	Contact
Environment Scrutiny Committee								
Environment - Climate Change & Growth Portfolio								
External Bids								
Climate Change & Growth Plan								
X2732	Contribution from LAPE surplus towards cost of Concessionary Bus Fare scheme	The management of Local Authority Parking Enforcement (LAPE) transferred to the County Council on 1 April 2010. This contribution is from our share of the scheme surplus and has been allocated as a contribution to the cost of Concessionary Bus Fares.	92,750	0	0	0	0	Paul Necus
Total of Evt - CC&G External Bids :			92,750	0	0	0	0	
Net Total of Evt - CC&G Other :			92,750	0	0	0	0	

Ref.	Item Description	Detail / Justification	2010/11 Budget £	2011/12 Budget £	2012/13 Budget £	2013/14 Budget £	2014/15 Budget £	Contact
	Total of Bids :		92,750	0	0	0	0	

Printed on : 20 December 2010 at : 05:15 PM

Performance against General Fund Cash Limits 2011/12 to 2014/15

Appendix D

£	2011/12				2012/13				2013/14				2014/15			
	Savings		Unavoidable Revenue Bids	Net Savings and Bids	Savings		Unavoidable Revenue Bids	Net Savings and Bids	Savings		Unavoidable Revenue Bids	Net Savings and Bids	Savings		Unavoidable Revenue Bids	Net Savings and Bids
Scrutiny Committee / Portfolio	Service Reviews	Other			Service Reviews	Other			Service Reviews	Other			Service Reviews	Other		
Community Services																
- Arts & Recreation	(370,000)	0	15,000	(355,000)	(370,000)	0	35,000	(335,000)	(370,000)	0	0	(370,000)	(370,000)	0	0	(370,000)
- Community Dev't & Health	(52,530)	(213,960)	62,700	(203,790)	(87,530)	(257,920)	52,700	(292,750)	(122,530)	(257,920)	52,700	(327,750)	(157,530)	(257,920)	52,700	(362,750)
- Housing	(17,530)	(75,030)	9,930	(82,630)	(17,530)	(75,030)	9,930	(82,630)	(17,530)	(75,030)	9,930	(82,630)	(17,530)	(75,030)	9,930	(82,630)
Environment																
- Climate Change & Growth	(514,000)	(105,160)	6,000	(613,160)	(514,000)	(122,360)	6,000	(630,360)	(514,000)	(102,360)	6,000	(610,360)	(514,000)	(102,360)	6,000	(610,360)
- Environmental & Waste Services	(110,000)	(247,700)	25,500	(332,200)	(260,000)	(113,400)	25,500	(347,900)	(260,000)	(113,400)	25,500	(347,900)	(260,000)	(112,300)	25,500	(346,800)
Strategy & Resources																
- Customer Services and Resources	(210,000)	(143,220)	0	(353,220)	(210,000)	(98,060)	0	(308,060)	(210,000)	(98,060)	0	(308,060)	(377,000)	(81,060)	0	(458,060)
- Strategy	(242,690)	0	0	(242,690)	(242,690)	0	0	(242,690)	(242,690)	0	0	(242,690)	(242,690)	0	0	(242,690)
Total - All Portfolios	(1,516,750)	(785,070)	119,130	(2,182,690)	(1,701,750)	(666,770)	129,130	(2,239,390)	(1,736,750)	(646,770)	94,130	(2,289,390)	(1,938,750)	(628,670)	94,130	(2,473,290)
Savings Requirement				2,068,230				2,068,230				2,068,230				2,068,230
Net - All Portfolios	(1,516,750)	(785,070)	119,130	(114,460)	(1,701,750)	(666,770)	129,130	(171,160)	(1,736,750)	(646,770)	94,130	(221,160)	(1,938,750)	(628,670)	94,130	(405,060)
Non-Cash Limit items		0	8,610	8,610		0	8,610	8,610		0	8,610	8,610		0	8,610	8,610
Total	(1,516,750)	(785,070)	127,740	(105,850)	(1,701,750)	(666,770)	137,740	(162,550)	(1,736,750)	(646,770)	102,740	(212,550)	(1,938,750)	(628,670)	102,740	(396,450)

2011/12 GF

- Bids and savings

Ref.	Item Description	Detail / Justification	2011/12 Budget £	2012/13 Budget £	2013/14 Budget £	2014/15 Budget £	Contact	Climate Change Rating
Community Services Scrutiny Committee								
Community Services - Arts & Recreation Portfolio								
Savings								
Arts & Recreation Plan								
S2588	Leisure Grants	Cash limit the leisure grants, including Area Committee grants, by not adding inflation. This is now an established practice which has been in place for several years. Also remove the surplus unspent element of the grant fund. This equates to 6.75% reduction of the leisure grants budget.	(20,000)	(20,000)	(20,000)	(20,000)	Jackie Hanson	Nil
S2654	Service Review - Arts & Recreation	Savings arising from the review of Cambridge Corn Exchange and the reorganisation of the Arts & Recreation service in line with the decision taken by the Executive Councillor at Community Services Scrutiny Committee in October 2010.	(350,000)	(350,000)	(350,000)	(350,000)	Debbie Kaye	Nil
Total of Com Serv - A&R Savings :			(370,000)	(370,000)	(370,000)	(370,000)		
Cumulative Sub-Total of Com Serv - A&R Cttee Base :			(370,000)	(370,000)	(370,000)	(370,000)		

Unavoidable Revenue Bids

Arts & Recreation Plan

Ref.	Item Description	Detail / Justification	2011/12 Budget £	2012/13 Budget £	2013/14 Budget £	2014/15 Budget £	Contact	Climate Change Rating
UR2523	Leisure Management - revenue funds to support preparation and implementation of arrangements from October 2013 onwards	The bid supports costs to inform options, decision making and implementation of the Council's future leisure management arrangements. The total of £50,000 across the financial years 2011/12 and 2012/13 will fund legal costs and consultancy expertise as required and enable the Council to achieve best value.	15,000	35,000	0	0	Debbie Kaye	+H
Total of Com Serv - A&R Unavoidable Revenue Bids :			15,000	35,000	0	0		
Cumulative Sub-Total of Com Serv - A&R Cttee Base :			(355,000)	(335,000)	(370,000)	(370,000)		
Net Total of Com Serv - A&R Cttee Base :			(355,000)	(335,000)	(370,000)	(370,000)		

Ref.	Item Description	Detail / Justification	2011/12 Budget £	2012/13 Budget £	2013/14 Budget £	2014/15 Budget £	Contact	Climate Change Rating
------	------------------	------------------------	------------------------	------------------------	------------------------	------------------------	---------	-----------------------------

Community Services Scrutiny Committee

Community Services - Community Development & Health Portfolio

Savings

Community Development & Health Plan

S2486	Freeze in Community Safety grant levels to Cambridgeshire Police and the County Council	It is proposed to implement a freeze in the level of grant funding to Cambridgeshire Police for the Police Community Support Officers and to the County Council for the Domestic Violence Co-Ordinator.	(1,790)	(1,790)	(1,790)	(1,790)	Lynda Kilkelly	Nil
S2501	Reduction in Safer City revenue grants.	A reduced level of Safer City revenue grants at £24,000 per annum was approved at Community Services Scrutiny Committee in October 2010, reflecting the reduced demand for revenue grants. This resulted in a budget saving of £14,310. This reduction in revenue grants was considered alongside a proposal to re-introduce capital grant funding for Safer City from 2011/12 for 3 further years, where demand is higher.	(14,310)	(14,310)	(14,310)	(14,310)	Alan Carter	Nil
S2502	Restructure of Safer Communities Service Area.	A restructure of the Community Safety, Anti-Social Behaviour and Racial Harassment teams has resulted in a reduction in staffing of one full-time equivalent post, with savings borne between the General Fund and the HRA. This saving is also included as a revised budget saving in RB2679.	(17,530)	(17,530)	(17,530)	(17,530)	Alan Carter	Nil
S2570	Reduction in staff in the Food and Occupational Safety Team	Elimination of part-time (13 hour) vacancy within the Food & Occupational Safety team not required for statutory work (see also RB2566 and PPF2728)	(16,100)	(16,100)	(16,100)	(16,100)	Yvonne O'Donnell	Nil
S2571	Increase income from Food Hygiene and Health and Safety Courses	Currently the Food and Occupational Safety Team deliver the Food Hygiene and Health and Safety	(700)	(700)	(700)	(700)	Yvonne O'Donnell	Nil

Ref.	Item Description	Detail / Justification	2011/12 Budget £	2012/13 Budget £	2013/14 Budget £	2014/15 Budget £	Contact	Climate Change Rating
		courses to businesses in the City. The current fee is £66 and it is proposed to increase the fee to £75.						
S2594	Anticipated income from Commemoration project	The Commemoration project will offer more choice to the bereaved in remembering the deceased through the provision of a wide selection of memorial options. This project will develop an income stream from the investment in the Memorial Choice capital scheme started in 2008. (see also PPF2590 & PPF2593)	(35,000)	(70,000)	(105,000)	(140,000)	Tracy Lawrence	Nil
S2595	Revision of cremation fee	Increase in cremation fees to reflect our increasing investment in this facility, recognising the spread of charges among other crematoria in our region, while continuing to present a lower cost, more affordable option.	(66,580)	(66,580)	(66,580)	(66,580)	Tracy Lawrence	Nil
S2596	Revenue efficiencies from installation of new cremators and mercury abatement equipment	As part of the mercury abatement project, there will be a reduction from four cremators to three, thus less energy (gas) consumption, and a reduced need for servicing. The installation of abatement plant will result in a 25% reduction in gas usage.	(24,480)	(28,440)	(28,440)	(28,440)	Tracy Lawrence	Nil
S2638	CCTV Reduced communications costs arising from capital investment	Reduced annual running costs of CCTV camera communications/line rentals, from investment in alternative technologies. (See also C2598). The savings are contingent on the success of capital bid C2598.	0	(40,000)	(40,000)	(40,000)	Martin Beaumont	-L
S2646	Community Development Neighbourhood and Community Centres	Raise income targets across all community centres by 10%	(13,000)	(13,000)	(13,000)	(13,000)	Ken Hay	Nil
S2647	Community Development Neighbourhood and Community Centres	Restructure the management and administration of the Meadows Community Centre and Brown's Field Neighbourhood Centre, combining the Meadows position with overall responsibility for maintenance, procurement and contracts at all centres	(17,000)	(17,000)	(17,000)	(17,000)	Ken Hay	Nil

Ref.	Item Description	Detail / Justification	2011/12 Budget £	2012/13 Budget £	2013/14 Budget £	2014/15 Budget £	Contact	Climate Change Rating
S2648	Economic Policy Grants	Integration of the budgets for Economic Policy and Community Development grants, maintaining a specific objective to support organisations helping individuals to overcome barriers to participation in the City's economy and in addition introducing a new initiative to assist the formation of Social Enterprises.	(40,000)	(40,000)	(40,000)	(40,000)	Ken Hay	Nil
S2651	Community Development Grants	Cash limit the Community Development grants including area committee grants by not adding inflation. This is an established practice that has been in place for several years.	(20,000)	(20,000)	(20,000)	(20,000)	Ken Hay	Nil
Total of Com Serv - CD&H Savings :			(266,490)	(345,450)	(380,450)	(415,450)		
Cumulative Sub-Total of Com Serv - CD&H Cttee Base :			(266,490)	(345,450)	(380,450)	(415,450)		

Unavoidable Revenue Bids

Community Development & Health Plan

UR2680	Reduced income from Exclusive Right of Burial and Right to Erect Monument	There has been an ongoing decline in the pre-purchase of a burial plot and also the right to erect a headstone following a burial due to the overall reduction in interments. (see also RB2591)	32,700	32,700	32,700	32,700	Tracy Lawrence	Nil
UR2687	CCTV Income Unavoidable bid	Loss of CCTV contracts with Cellnet, East Cambs District Council and reduced income from Kingway. Some of the loss has been offset by a reduction in supplies and services costs. A service review will be undertaken to consider options for 2011/12 and future years.	30,000	20,000	20,000	20,000	Martin Beaumont	Nil

Ref.	Item Description	Detail / Justification	2011/12 Budget £	2012/13 Budget £	2013/14 Budget £	2014/15 Budget £	Contact	Climate Change Rating
		Total of Com Serv - CD&H Unavoidable Revenue Bids :	62,700	52,700	52,700	52,700		
		Cumulative Sub-Total of Com Serv - CD&H Cttee Base :	(203,790)	(292,750)	(327,750)	(362,750)		
		Net Total of Com Serv - CD&H Cttee Base :	(203,790)	(292,750)	(327,750)	(362,750)		

Ref.	Item Description	Detail / Justification	2011/12 Budget £	2012/13 Budget £	2013/14 Budget £	2014/15 Budget £	Contact	Climate Change Rating
------	------------------	------------------------	------------------------	------------------------	------------------------	------------------------	---------	-----------------------------

Community Services Scrutiny Committee

Community Services - Housing Portfolio

Savings

Housing Plan

S2483	Reduction in annual contribution to the Access Scheme.	Reduction in annual contribution to the Access Scheme, for deposits in private housing, as recovery of costs is better than originally predicted and sufficient funds exist to balance the risks associated with the scheme.	(20,000)	(20,000)	(20,000)	(20,000)	Julia Hovells	Nil
S2490	Reduction in cost of preventing homelessness.	It is proposed to procure a new private sector provider of temporary accommodation at less cost to the Council.	(11,580)	(11,580)	(11,580)	(11,580)	Alan Carter	Nil
S2503	Restructure of Safer Communities Service Area.	A restructure of the Community Safety, Anti-Social Behaviour and Racial Harassment teams has resulted in a reduction in staffing of one full-time equivalent post, with savings borne between the General Fund and the HRA.	(17,530)	(17,530)	(17,530)	(17,530)	Alan Carter	Nil
S2506	Review of Strategic Housing operational costs.	A review of operating costs is anticipated to deliver savings in telephones, stationery, recruitment ,etc due to efficient procurement and changes in working practices.	(2,800)	(2,800)	(2,800)	(2,800)	Alan Carter	Nil
S2507	Savings in employee costs.	Savings in employee costs as people move on and new staff are recruited.	(4,670)	(4,670)	(4,670)	(4,670)	Julia Hovells	Nil
S2509	Reduction in Supporting People Retrenchment.	Reduction in Supporting People retrenchment cost to the General Fund as costs are re-absorbed into the unit cost for sheltered housing via the HRA.	(18,920)	(18,920)	(18,920)	(18,920)	Alan Carter	Nil

Ref.	Item Description	Detail / Justification	2011/12 Budget £	2012/13 Budget £	2013/14 Budget £	2014/15 Budget £	Contact	Climate Change Rating
S2512	Women and Homelessness Grant	The administration of the small independent charity, Women and Homelessness, has been taken over by the much larger CHS Group. It is proposed to remove this grant as it's purpose would no longer be as originally intended, ie; to provide support to small voluntary sector homelessness providers.	(5,230)	(5,230)	(5,230)	(5,230)	Julia Hovells	Nil
S2621	Deletion of 17 hours of a Secretarial / Administrative Assistant	Savings resulting from a proposal to recruit to a full-time vacant Secretarial / Administrative Assistant with a member of staff working 20 hours to cover mornings only, with savings being borne between the General Fund and the HRA.	(6,620)	(6,620)	(6,620)	(6,620)	Kathy Brown	Nil
S2666	Removal of budget for work relating to Travellers	Removal of budget in respect of strategic work relating to the travelling community, where no site currently exists within the City. A future bid will be required when a proposed site is identified.	(5,210)	(5,210)	(5,210)	(5,210)	Helen Reed	Nil
Total of Com Serv - Housing Savings :			(92,560)	(92,560)	(92,560)	(92,560)		
Cumulative Sub-Total of Com Serv - Housing Cttee Base :			(92,560)	(92,560)	(92,560)	(92,560)		

Unavoidable Revenue Bids

Housing Plan

UR2514	Increased contribuion to the Sub-Regional Homelink Administrator	An increased contribution is required from all partner organisations who are part of the sub-regional Choice Based Lettings system as a direct result of loss of funding from the Department for Communities and Local Government for the administrator post, which was awarded to "kick-start" the scheme.	4,000	4,000	4,000	4,000	David Greening	Nil
UR2515	Loss of income to the Home Aid Agency	Less external income will be received into the Home Aid Agency, predominantly due to the lack of inflation anticipated from all external funders.	3,110	3,110	3,110	3,110	Dee Irving	Nil

Ref.	Item Description	Detail / Justification	2011/12 Budget £	2012/13 Budget £	2013/14 Budget £	2014/15 Budget £	Contact	Climate Change Rating
UR2699	Loss of income from Housing Advice Surgery	A Housing Advice Surgery was provided at Addenbrookes Hospital, for which the Council received an income. This service is no longer required.	2,820	2,820	2,820	2,820	David Greening	Nil
Total of Com Serv - Housing Unavoidable Revenue Bids :			9,930	9,930	9,930	9,930		
Cumulative Sub-Total of Com Serv - Housing Cttee Base :			(82,630)	(82,630)	(82,630)	(82,630)		
Net Total of Com Serv - Housing Cttee Base :			(82,630)	(82,630)	(82,630)	(82,630)		

Ref.	Item Description	Detail / Justification	2011/12 Budget £	2012/13 Budget £	2013/14 Budget £	2014/15 Budget £	Contact	Climate Change Rating
------	------------------	------------------------	------------------------	------------------------	------------------------	------------------------	---------	-----------------------------

Environment Scrutiny Committee

Environment - Climate Change & Growth Portfolio

Savings

Climate Change & Growth Plan

S2477	Maintenance of ditches	Watercourse maintenance contract was re-tendered and achieved a saving for the duration of the contract (2010-2013) (see also RB2478)	(20,000)	(20,000)	0	0	Alan Wingfield	Nil
S2520	Concessionary Fares - Bus Pass Production	From 1 April 2011, Cambridgeshire County Council will be responsible for the English Concessionary Bus Travel Scheme. This includes the management and production of the bus passes and staff time. The saving is made up of two elements; card production contract (£2,710) and 6 hours per week back office staff time (£3,970)	(6,680)	(6,680)	(6,680)	(6,680)	Christine Leonard	Nil
S2582	Publicity of planning applications in local area offices	Withdrawal of payment to housing service for future years for provision and maintenance of paper copies of planning applications in local area offices. Planning applications are now available for viewing on-line by computer at local area offices, through the Council's website via Public Access. This saving is offset by a bid to the Housing Revenue Account for an equivalent loss of income. See also UR2498 & RB2584.	(7,100)	(7,100)	(7,100)	(7,100)	John Summers	Nil
S2583	Ongoing savings in expenditure in Development Control for future years	Combination of ongoing savings in expenditure in Development Control for future years	(16,780)	(16,780)	(16,780)	(16,780)	John Summers	Nil
S2602	Parking Services net savings for 2011/12	The net saving consists of a significant rise in income due to increased charges and short-stay usage, and operating efficiencies relating to the costs of electricity	(484,000)	(484,000)	(484,000)	(484,000)	Sean Cleary	+L

Ref.	Item Description	Detail / Justification	2011/12 Budget £	2012/13 Budget £	2013/14 Budget £	2014/15 Budget £	Contact	Climate Change Rating
		and insurance. This is offset in part by a reduction in season ticket income, and associated additional variable credit and debit card handling costs. (See also PPF2724, S2601)						
S2603	Savings in operating costs-Shopmobility	Reduced running costs from greater integration of Shopmobility into car parks operations	(7,900)	(7,900)	(7,900)	(7,900)	Sean Cleary	Nil
S2604	GIS Revenue Budget	Savings from the ending of the GIS Partnership. GIS infrastructure to be fully supported in-house. Savings relate to reduced support costs. See also RB2608.	(9,400)	(9,400)	(9,400)	(9,400)	Paul Boucher	Nil
S2605	Miscellaneous Savings	Savings from Business & Information Services supplies and services budget. No impact on service delivery. See also RB2609.	(1,270)	(1,270)	(1,270)	(1,270)	Paul Boucher	Nil
S2606	Printer/Photocopier Contract	Savings from reduced printer/photocopier rental charges following a contract extension to June 2011. New contract due to be in place from June 2011(ongoing savings unknown at this stage). See also RB2610.	(1,500)	0	0	0	Paul Boucher	Nil
S2619	Strategy and Partnerships Review - Part (Climate Change & Growth Portfolio)	This proposal forms part of the review of Strategy and Partnerships and involves deletion of the part time manager post within the Sustainable City team. It reflects the significant progress that has been made to mainstream and embed sustainability issues across the Council and the many posts within services that now play a lead role in taking this priority agenda forward.	(30,000)	(30,000)	(30,000)	(30,000)	Trevor Woollams	Nil
S2620	Rationalisation and re-focus of Sustainable City grants	This proposal offers savings of £17,530 out of a total budget of £82,280. The proposal is to combine the Sustainability Core Funding and Project grants in a single grant budget and re-align grant assessment criteria to reflect recent demand and ensure grant money is focused on outcomes that reflect the Council's environmental objectives. It is also proposed to transfer the administration of the grants to	(17,530)	(17,530)	(17,530)	(17,530)	Trevor Woollams	-L

Ref.	Item Description	Detail / Justification	2011/12 Budget £	2012/13 Budget £	2013/14 Budget £	2014/15 Budget £	Contact	Climate Change Rating
		Community Development to enable a more consistent application and monitoring process.						
S2636	Historic Building Grants	A review of the Historic Grants Programme has identified that it has a limited number of recipients annually; an average of 8 of whom 6 are non means tested private houses. It is proposed to remove the grants whilst continuing to offer advice to enquiries. The proposal offers savings of £17,000, with £2,000 retained for maintenance of the Holy Trinity War Memorial as agreed by Environment Scrutiny on June 2010.	(17,000)	(17,000)	(17,000)	(17,000)	John Preston	-L
S2658	Solar PV Panel installation (non-housing)	Revenue generated from feed in tariffs and energy bill savings from installation of 4kW solar PV panels on 14 non-housing Council properties to reduce the Council's carbon footprint. Savings have been calculated net of maintenance costs and are anticipated for the full 25-year lifetime of the feed in tariff scheme and would increase with rising electricity costs. Realisation of full savings would require recharging commercial tenants for landlords electricity use (generated from solar PV panels) at the market rate. (linked to C2656, see also C2655, S2657)	0	(18,700)	(18,700)	(18,700)	Bob Hadfield	+L

Total of Envt - CC&G Savings : (619,160) (636,360) (616,360) (616,360)

Cumulative Sub-Total of Envt - CC&G Cttee Base : (619,160) (636,360) (616,360) (616,360)

Unavoidable Revenue Bids

Climate Change & Growth Plan

UR2635	Historic Environment - Archaeology Service Level Agreement with	The City Council's pro-rata contribution to funding Archaeology-related planning advice and the Historic	6,000	6,000	6,000	6,000	John Preston	+L
--------	---	--	-------	-------	-------	-------	--------------	----

Ref.	Item Description	Detail / Justification	2011/12 Budget £	2012/13 Budget £	2013/14 Budget £	2014/15 Budget £	Contact	Climate Change Rating
	Cambridgeshire County Council	Environment Record. Statutory function in relation to DC applications and Conservation Area Appraisals, essential to meet PPS 5 requirements. Previously funded from HPDG. In the absence of provision by the County Council, the City would need to buy in the services on an ad-hoc basis, involving very significant costs and officer time.						
		Total of Emt - CC&G Unavoidable Revenue Bids :	6,000	6,000	6,000	6,000		
		Cumulative Sub-Total of Emt - CC&G Cttee Base :	(613,160)	(630,360)	(610,360)	(610,360)		
		Net Total of Emt - CC&G Cttee Base :	(613,160)	(630,360)	(610,360)	(610,360)		

Ref.	Item Description	Detail / Justification	2011/12 Budget £	2012/13 Budget £	2013/14 Budget £	2014/15 Budget £	Contact	Climate Change Rating
------	------------------	------------------------	------------------------	------------------------	------------------------	------------------------	---------	-----------------------------

Environment Scrutiny Committee

Environment - Environmental & Waste Services Portfolio

Savings

Environmental & Waste Services Plan

S2569	Additional income due to Air Quality Monitoring Contract for DEFRA	The Scientific Team were successful in winning a new 4-year contract to maintain a local site installation to monitor Benzene levels in the atmosphere as part of the national passive air-quality network. (see also RB2564)	(1,500)	(1,500)	(1,500)	(400)	Jo Dicks	Nil
S2572	Materials Recycling Facility Gate Fee for kerbside commingled recycling scheme	Gate Fee for Blue Bin Recycling taken to the Materials Recycling Facility (MRF) was budgeted on the basis of the market value of the material. The Fee value is reviewed at six monthly intervals and therefore varies. Due to the high value of the material at the last two reviews the gate fee has provided an income to the Council and officers predict that the gate fee will continue to be favourable during 2011/12. (see also RB2567)	(49,300)	0	0	0	Jen Robertson	+L
S2574	Cease subscriptions to online legal and technical advice services	The service currently subscribes to Local Law and Barbour Index. Officers are currently making limited use of these services. Similar information can be obtained from legislation on-line and legal services. It is therefore proposed to cease subscribing to both these services. (see also RB2568)	(6,900)	(6,900)	(6,900)	(6,900)	Yvonne O'Donnell	Nil
S2643	Domestic Waste Review	Further to the budget review of the Domestic waste service completed in 2009/10 plus continued review in 2010/11 after a further rationalization of staff and vehicle usage. This has enabled the service to predict	(45,000)	(45,000)	(45,000)	(45,000)	Michael Parsons	Nil

Ref.	Item Description	Detail / Justification	2011/12 Budget £	2012/13 Budget £	2013/14 Budget £	2014/15 Budget £	Contact	Climate Change Rating
		ongoing savings of £45,000. (see also RB2642)						
S2644	Trade Waste - reduction in landfill costs	Savings are a result of a reduction in the usage of sub contractors and tonnage going to landfill. Re-profiling of trade waste and chargeable household waste collection rounds has led to an increase in Chargeable Household waste tonnage which currently does not incur landfill charges.	(20,000)	(20,000)	(20,000)	(20,000)	Michael Parsons	+L
S2671	End/Renegotiate the payment for a third daily clean at Drummer Street Public Conveniences	Current usage figures, since the introduction of charging for the Drummer St toilets, suggest that the third daily clean is not required every day offering a saving of £10,000.	(10,000)	(10,000)	(10,000)	(10,000)	Toni Ainley	Nil
S2685	Review of Waste R & R fund	A review of the waste R & R fund has identified a one-off saving of £85,000. The potential for future years' savings will be considered as part of a scheduled service review.	(85,000)	0	0	0	Michael Parsons	Nil
S2689	Streetscene Service Review - savings in employee costs, reduction of agency and materials budgets.	Following a service review of Streetscene savings have been identified from reduction in employee costs, agency and material budgets amounting to £110,000. This is part of the savings previously identified as a target saving by the Executive Councillor.	(110,000)	(110,000)	(110,000)	(110,000)	Toni Ainley	Nil
S2694	Control of dogs - Out of hours stray dogs service	In 2010/11 the police withdrew their service to operate the Councils out of hours dog collection service. A bid was submitted through the budget process to ensure that there was the budget to operate this statutory service. However, the service was agreed with a private contractor and is substantially less than the budget provision. (see also RB2693)	(20,000)	(20,000)	(20,000)	(20,000)	Yvonne O'Donnell	Nil
S2721	Waste Services - Round Routing review	The Council is purchasing software to ensure that waste collection routes are run as efficiently as possible, allowing for daily updates in road access and allocation of prior day's collection shortfalls due to	0	(150,000)	(150,000)	(150,000)	Michael Parsons	+L

Ref.	Item Description	Detail / Justification	2011/12 Budget £	2012/13 Budget £	2013/14 Budget £	2014/15 Budget £	Contact	Climate Change Rating
		inaccessibility. This budget proposal includes all relevant waste service operational costs including vehicle replacement & maintenance.						
S2729	Ranger service - operational savings	The Ranger service are offering a reduction in the materials budget and proposed increases in income.	(10,000)	(10,000)	(10,000)	(10,000)	Toni Ainley	Nil
Total of Env't - E&WS Savings :			(357,700)	(373,400)	(373,400)	(372,300)		
Cumulative Sub-Total of Env't - E&WS Cttee Base :			(357,700)	(373,400)	(373,400)	(372,300)		

Unavoidable Revenue Bids

Environmental & Waste Services Plan

UR2561	Reduced income for air pollution control permits	The Department for Environment, Food and Rural Affairs (DEFRA) has consulted on the statutory fee structure which indicates a nil increase in fees. One major process has been upgraded which will reduce its fees in future years. Another has reduced through put and it now falls outside regulation whilst another is suspended due to a long term remediation project and refit. Therefore a net reduction in income is predicted.	1,200	1,200	1,200	1,200	Selwyn Anderson	+L
UR2562	To meet the cost of processing and disposal of non-recyclable material from the Materials Recycling Facility (MRF)	Part of the recycling process is the separation of any material not suitable for recycling. It is necessary to send this to landfill or for further processing. This bid is required to cover the cost of the disposal of this reject material from the Materials Recycling Facility.	10,000	10,000	10,000	10,000	Jen Robertson	+M
UR2670	Income deficit from access charging at Drummer Street Public Conveniences	The takings of the Drummer Street toilets are £14,300 lower than predicted when charging was introduced. (see also RB2672)	14,300	14,300	14,300	14,300	Toni Ainley	+L

Ref.	Item Description	Detail / Justification	2011/12 Budget £	2012/13 Budget £	2013/14 Budget £	2014/15 Budget £	Contact	Climate Change Rating
		Total of Evt - E&WS Unavoidable Revenue Bids :	25,500	25,500	25,500	25,500		
		Cumulative Sub-Total of Evt - E&WS Cttee Base :	(332,200)	(347,900)	(347,900)	(346,800)		
		Net Total of Evt - E&WS Cttee Base :	(332,200)	(347,900)	(347,900)	(346,800)		

Ref.	Item Description	Detail / Justification	2011/12 Budget £	2012/13 Budget £	2013/14 Budget £	2014/15 Budget £	Contact	Climate Change Rating
------	------------------	------------------------	------------------------	------------------------	------------------------	------------------------	---------	-----------------------------

Strategy & Resources Scrutiny Committee

Strategy & Resources - Customer Services & Resources Portfolio

Savings

Customer Services & Resources Plan

S2474	Review of Office Accommodation - Lion House	Forecast savings as a result of not renewing the lease for Lion House from September 2014. The ongoing savings from 2015/16 will be approximately £334,000.	0	0	0	(167,000)	Philip Doggett	Nil
S2475	Property and Building Services - Employee Cost Savings	Following a review of Property Services' budgets, estimated salary and on-costs savings of £10,000 have been identified.	(10,000)	(10,000)	(10,000)	(10,000)	Philip Doggett	Nil
S2480	Internal Audit - Staffing Savings	Following a review of Internal Audit's budgets, ongoing savings of £30,000 have been identified (£23,000: temporary/agency staff and £7,000: salary and on costs). (See also RB2482).	(30,000)	(30,000)	(30,000)	(30,000)	Bridget Bishop	Nil
S2527	Savings delivered as a result of the 2010 Tourism restructure	Savings delivered as a result of the Tourism restructure where salary costs were reduced on an ongoing basis.	(5,260)	(5,260)	(5,260)	(5,260)	Emma Thornton	Nil
S2529	Miscellaneous savings in Democratic Services	1. Reduction in the postage, courier delivery and printing requirement for Councillors. 2. Reduce the annual civic programme by one event.	(7,200)	(7,200)	(7,200)	(7,200)	Gary Cliff	Nil
S2575	Reduced corporate ICT Infrastructure Repairs and Renewals fund contributions	Reduced provision for repairs and renewals for corporate ICT infrastructure, based on revised forecasts of required spend.	(28,300)	(28,300)	(28,300)	(28,300)	James Nightingale	Nil
S2576	Reduced corporate ICT Software Repairs and Renewals fund contributions	Reduced provision for repairs and renewals for corporate ICT software, based on revised forecasts of required spend.	(18,400)	(18,400)	(18,400)	(18,400)	James Nightingale	Nil

Ref.	Item Description	Detail / Justification	2011/12 Budget £	2012/13 Budget £	2013/14 Budget £	2014/15 Budget £	Contact	Climate Change Rating
S2578	Reduced corporate ICT Telephony Repairs and Renewals fund contributions	Reduced provision for repairs and renewals for corporate telephony, for one year, as decision made to delay upgrade of telephone system.	(53,160)	0	0	0	James Nightingale	Nil
S2579	Property - Technical Services - Employee Cost Savings	Following a review of Property - Technical Services' budgets, estimated salary and on-costs savings of £1,900 have been identified.	(1,900)	(1,900)	(1,900)	(1,900)	Jim Stocker	Nil
S2629	Reduction in Travel Plan cost centre	Reduction in Travel Plan budget in line with expected needs.	(5,000)	(5,000)	(5,000)	(5,000)	Sue Dawson	Nil
S2630	Savings from Human Resources Business & Support cost centre	Savings of £12,000 from Human Resources' operating costs across a range of account codes e.g. stationery, postage and equipment. (See also RB2626).	(12,000)	(12,000)	(12,000)	(12,000)	Sue Dawson	Nil
S2631	Savings from Human Resources Operations budget	Salary saving due to proposed deletion of a full-time Human Resources Administrator post in Human Resources Service Review. £10,000 of budget will be used to fund proposed new part-time Admin Assistant post.	(14,500)	(14,500)	(14,500)	(14,500)	Sue Dawson	Nil
S2632	Savings from Recruitment cost centre	Savings £22,400 (£19,800 salary savings from reduced hours on two posts proposed in Human Resources Service Review plus £2,600 operating costs). (See also RB2627).	(22,400)	(22,400)	(22,400)	(22,400)	Sue Dawson	Nil
S2633	Savings from Organisational Development cost centre	Savings of £46,100 (£24,600 full year salary saving from one post plus £21,500 across learning and development budgets). (See also RB2628).	(46,100)	(46,100)	(46,100)	(46,100)	Sue Dawson	Nil
S2640	Legal Services Savings	Initial savings from ongoing service review comprising rationalisation of administration and solicitor posts together with savings from subscriptions and publications.	(70,000)	(70,000)	(70,000)	(70,000)	Simon Pugh	Nil
S2700	Revenue and Benefit Services - Agency Staff Savings	Following a review of Revenue and Benefit Services' budgets, agency staff savings of £10,000 have been identified.	(10,000)	(10,000)	(10,000)	(10,000)	John Frost	Nil

Ref.	Item Description	Detail / Justification	2011/12 Budget £	2012/13 Budget £	2013/14 Budget £	2014/15 Budget £	Contact	Climate Change Rating
S2701	Revenue and Benefit Services - Supplies and Services Savings	Following a review of Revenue and Benefit Services supplies and services budgets, ongoing savings of £10,000 (from 2012/13) have been identified (part year saving of £2,000 in 2011/12).	(2,000)	(10,000)	(10,000)	(10,000)	John Frost	+L
S2723	Savings from corporate courier contract	Savings from bringing corporate courier contract back in-house, and alterations to level of service. (See also C2722). The savings are contingent on the success of capital bid C2722.	(17,000)	(17,000)	(17,000)	0	James Nightingale	+L
Total of Strategy - CS&R Savings :			(353,220)	(308,060)	(308,060)	(458,060)		
Cumulative Sub-Total of Strategy - CS&R Cttee Base :			(353,220)	(308,060)	(308,060)	(458,060)		
Net Total of Strategy - CS&R Cttee Base :			(353,220)	(308,060)	(308,060)	(458,060)		

Ref.	Item Description	Detail / Justification	2011/12 Budget £	2012/13 Budget £	2013/14 Budget £	2014/15 Budget £	Contact	Climate Change Rating
------	------------------	------------------------	------------------------	------------------------	------------------------	------------------------	---------	-----------------------------

Strategy & Resources Scrutiny Committee

Strategy & Resources - Strategy Services Portfolio

Savings

Strategy Plan

S2613	Deletion of vacant part time Marketing Officer post and rationalisation of administrative budgets	Re-prioritisation of corporate communications work and rationalisation of the team's administrative budgets.	(25,000)	(25,000)	(25,000)	(25,000)	Trevor Woollams	Nil
S2614	Reduction in spend on Design and Desktop Publishing service	The Graphics and Design Officer post primarily supports officers within Planning. It is funded 50% base budget and 50% HPDG. The 50% base budget will be deleted or funded from efficiencies from the wider review of Planning and other 'growth' funded posts. Although this post sits within Corporate Marketing and Communications, it has been included within the review of Planning (This saving is subject to the outcome of the Planning review).	(15,000)	(15,000)	(15,000)	(15,000)	Trevor Woollams	Nil
S2618	Strategy and Partnerships Review (Strategy Portfolio)	Deletion of the Project Support Officer post from April 2011 and reduction of the consultants and professional fees budget. This saving is possible because of the reduction in Government inspection and the requirement to report on central performance data together with the improvements we have made to mainstream equalities work across the Council. (See also RB2612).	(35,000)	(35,000)	(35,000)	(35,000)	Trevor Woollams	Nil
S2697	Senior management savings arising from Corporate restructure	Senior management savings arising from Corporate restructure.	(167,690)	(167,690)	(167,690)	(167,690)	Frances Barratt	Nil

Ref.	Item Description	Detail / Justification	2011/12 Budget £	2012/13 Budget £	2013/14 Budget £	2014/15 Budget £	Contact	Climate Change Rating
		Total of Strategy - Strategy Savings :	(242,690)	(242,690)	(242,690)	(242,690)		
		Cumulative Sub-Total of Strategy - Strategy Cttee Base :	(242,690)	(242,690)	(242,690)	(242,690)		
		Net Total of Strategy - Strategy Cttee Base :	(242,690)	(242,690)	(242,690)	(242,690)		
		Net Position :	(2,182,690)	(2,239,390)	(2,289,390)	(2,473,290)		

Printed on : 04 January 2011 at : 04:47 PM

CCC Review Summary

	<u>Reference</u>		<u>Description</u>	<u>Budget Implications</u>			
				<u>2011/12</u>	<u>2012/13</u>	<u>2013/14</u>	<u>2014/15</u>
ASD2	Alternate service delivery - Legal Dep't						
	S2640	Simon Pugh	Legal Services Savings	(70,000)	(70,000)	(70,000)	(70,000)
Alternate service delivery - Legal Dep't Total				(70,000)	(70,000)	(70,000)	(70,000)
ASD3	Alternate service delivery - Internal Audit						
	RB2482	Sarita Haggart	Internal Audit - Revised Budget Savings	0	0	0	0
	S2480	Sarita Haggart	Internal Audit - Staffing Savings	(30,000)	(30,000)	(30,000)	(30,000)
Alternate service delivery - Internal Audit Total				(30,000)	(30,000)	(30,000)	(30,000)

CCC Review Summary

	<u>Reference</u>	<u>Description</u>	<u>Budget Implications</u>			
			<u>2011/12</u>	<u>2012/13</u>	<u>2013/14</u>	<u>2014/15</u>
SR5	Review of Leisure Grants					
	S2588	Ken Hay Leisure Grants	(20,000)	(20,000)	(20,000)	(20,000)
	Review of Leisure Grants Total		(20,000)	(20,000)	(20,000)	(20,000)
CR9	Corporate Review - Management Structure					
	S2697	Antoinette Jackson Senior management savings arising from Corporate restructure	(167,690)	(167,690)	(167,690)	(167,690)
	Corporate Review - Management Structure Total		(167,690)	(167,690)	(167,690)	(167,690)

CCC Review Summary

	<u>Reference</u>	<u>Description</u>	<u>Budget Implications</u>			
			<u>2011/12</u>	<u>2012/13</u>	<u>2013/14</u>	<u>2014/15</u>
SR10	Review of Arts & Entertainments					
	S2654	Debbie Kaye Service Review - Arts & Recreation	(350,000)	(350,000)	(350,000)	(350,000)
	Review of Arts & Entertainments Total		(350,000)	(350,000)	(350,000)	(350,000)
ASD16	Alternate service delivery - Waste Services					
	S2721	Jas Lally Waste Services - Round Routing review	0	(150,000)	(150,000)	(150,000)
	Alternate service delivery - Waste Services Total		0	(150,000)	(150,000)	(150,000)

CCC Review Summary

	<u>Reference</u>	<u>Description</u>	<u>Budget Implications</u>			
			<u>2011/12</u>	<u>2012/13</u>	<u>2013/14</u>	<u>2014/15</u>
CR17	Corporate Review - Accommodation strategy					
	S2474	Head of Property Review of Office Accommodation - Lion House	0	0	0	(167,000)
	Corporate Review - Accommodation strategy Total		0	0	0	(167,000)
ASD18	Alternate service delivery - Street Scene & Building Cleaning					
	S2689	Toni Ainley Streetscene Service Review - savings in employee costs, reduction of agency and materials budgets.	(110,000)	(110,000)	(110,000)	(110,000)
	Alternate service delivery - Street Scene & Building Cleaning Total		(110,000)	(110,000)	(110,000)	(110,000)

CCC Review Summary

	<u>Reference</u>	<u>Description</u>	<u>Budget Implications</u>			
			<u>2011/12</u>	<u>2012/13</u>	<u>2013/14</u>	<u>2014/15</u>
SR19	<i>Review of Communications and Marketing</i>					
	S2613	Head of Corporate Strategy Deletion of vacant part time Marketing Officer post and rationalisation of administrative budgets	(25,000)	(25,000)	(25,000)	(25,000)
	S2614	Head of Corporate Strategy Reduction in spend on Design and Desktop Publishing service	(15,000)	(15,000)	(15,000)	(15,000)
	<i>Review of Communications and Marketing Total</i>		(40,000)	(40,000)	(40,000)	(40,000)

CCC Review Summary

			<u>Budget Implications</u>			
<u>Reference</u>		<u>Description</u>	<u>2011/12</u>	<u>2012/13</u>	<u>2013/14</u>	<u>2014/15</u>
SR20	Review of Strategy & Partnerships					
S2618	Head of Corporate Strategy	Strategy and Partnerships Review (Strategy Portfolio)	(35,000)	(35,000)	(35,000)	(35,000)
S2619	Head of Corporate Strategy	Strategy and Partnerships Review - Part (Climate Change & Growth Portfolio)	(30,000)	(30,000)	(30,000)	(30,000)
Review of Strategy & Partnerships Total			(65,000)	(65,000)	(65,000)	(65,000)

CCC Review Summary

	<u>Reference</u>	<u>Description</u>	<u>Budget Implications</u>			
			<u>2011/12</u>	<u>2012/13</u>	<u>2013/14</u>	<u>2014/15</u>
SR21	Review of HR (Service Savings Target)					
	RB2626	Deborah Simpson Savings from Human Resources Business & Support cost centre	0	0	0	0
	RB2627	Deborah Simpson Savings from Recruitment cost centre	0	0	0	0
	RB2628	Deborah Simpson Savings from Organisational Development cost centre	0	0	0	0
	S2629	Deborah Simpson Reduction in Travel Plan cost centre	(5,000)	(5,000)	(5,000)	(5,000)
	S2630	Deborah Simpson Savings from Human Resources Business & Support cost centre	(12,000)	(12,000)	(12,000)	(12,000)

CCC Review Summary

<u>Reference</u>	<u>Description</u>	<u>Budget Implications</u>			
		<u>2011/12</u>	<u>2012/13</u>	<u>2013/14</u>	<u>2014/15</u>
S2631	Deborah Simpson Savings from Human Resources Operations budget	(14,500)	(14,500)	(14,500)	(14,500)
S2632	Deborah Simpson Savings from Recruitment cost centre	(22,400)	(22,400)	(22,400)	(22,400)
S2633	Deborah Simpson Savings from Organisational Development cost centre	(46,100)	(46,100)	(46,100)	(46,100)
<i>Review of HR (Service Savings Target) Total</i>		(100,000)	(100,000)	(100,000)	(100,000)

CCC Review Summary

		<u>Budget Implications</u>			
<u>Reference</u>	<u>Description</u>	<u>2011/12</u>	<u>2012/13</u>	<u>2013/14</u>	<u>2014/15</u>
SR24	Review of Car Parking charges				
S2602	Paul Necus Parking Services net savings for 2011/12	(484,000)	(484,000)	(484,000)	(484,000)
Review of Car Parking charges Total		(484,000)	(484,000)	(484,000)	(484,000)

CCC Review Summary

	<u>Reference</u>	<u>Description</u>	<u>Budget Implications</u>			
			<u>2011/12</u>	<u>2012/13</u>	<u>2013/14</u>	<u>2014/15</u>
SR26		Review of Bereavement Services				
	PPF2590	Paul Necus Commemoration project staff costs	52,100	52,100	52,100	52,100
	PPF2593	Paul Necus Office costs Commemoration project	15,000	2,500	2,500	2,500
	S2594	Paul Necus Anticipated income from Commemoration project	(35,000)	(70,000)	(105,000)	(140,000)
		Review of Bereavement Services Total	32,100	(15,400)	(50,400)	(85,400)

CCC Review Summary

			<u>Budget Implications</u>			
<u>Reference</u>		<u>Description</u>	<u>2011/12</u>	<u>2012/13</u>	<u>2013/14</u>	<u>2014/15</u>
SR28		<i>Review of Housing Services</i>				
RB2679	Alan Carter	Restructure of Safer Communities Service Area.	0	0	0	0
S2502	Alan Carter	Restructure of Safer Communities Service Area.	(17,530)	(17,530)	(17,530)	(17,530)
S2503	Alan Carter	Restructure of Safer Communities Service Area.	(17,530)	(17,530)	(17,530)	(17,530)
<i>Review of Housing Services Total</i>			(35,060)	(35,060)	(35,060)	(35,060)

CCC Review Summary

	<u>Reference</u>	<u>Description</u>	<u>Budget Implications</u>			
			<u>2011/12</u>	<u>2012/13</u>	<u>2013/14</u>	<u>2014/15</u>
ASD35	Alternate service delivery - Revenues & Benefits					
	S2700	John Frost Revenue and Benefit Services - Agency Staff Savings	(10,000)	(10,000)	(10,000)	(10,000)
		Alternate service delivery - Revenues & Benefits Total	(10,000)	(10,000)	(10,000)	(10,000)
		Total of Service Reviews	(1,449,650)	(1,647,150)	(1,682,150)	(1,884,150)

Calculation of Council Tax Taxbase 2011/12

CTB Line Ref	Property Categories	Council Tax Bands								Total	
		A	B	C	D	E	F	G	H		
1	Total number of dwellings on the Valuation List	2,835	9,408	17,370	8,445	4,739	3,047	2,828	447	49,119	
2	Less Dwellings treated as exempt	175	528	794	541	269	218	379	175	3,079	
5	Adjustments for disabled reduction	0	15	45	24	23	11	13	7	138	
6	(i.e. charge reduced by one band)	15	45	24	23	11	13	7		138	
7	Total number of chargeable dwellings	2,675	8,910	16,555	7,903	4,458	2,831	2,443	265	46,040	
	No. of dwellings included in the total above:-										
8	- entitled to a 25% discount (single adult household)	1,772	4,833	5,328	2,139	1,097	555	410	18	16,152	
9	- entitled to a 25% discount (due to all but 1 resident being disregarded)	19	163	281	123	58	33	13	0	690	
10	- entitled to a 50% discount (due to all residents being disregarded)	0	9	1	9	5	7	9	6	46	
11	- classed as second homes and treated for RSG purposes as entitled to 50% discount	98	219	346	269	152	77	57	5	1,223	
12	- classed as long-term empty and receiving 50% discount	85	48	86	60	27	15	27	16	364	
16	- where there is a liability to pay 100% council tax	701	3,638	10,513	5,303	3,119	2,144	1,927	220	27,565	
17	Total number of equivalent dwellings after discounts, exemptions and disabled relief	2,135.75	7,523.00	14,936.25	7,168.50	4,077.25	2,634.50	2,290.75	247.00	41,013	
18	Ratio to Band D	6/9	7/9	8/9	1	11/9	13/9	15/9	18/9		
19	Band D equivalents	1,423.8	5,851.2	13,276.7	7,168.5	4,983.3	3,805.4	3,817.9	494.0	40,820.8	
20	Contributions for Government Properties									2.0	
21	Total Band D Equivalents - Taxbase for RSG purposes									40,822.8	
	<i>add</i>	Estimated net growth in taxbase								591.7	
										41,414.5	
	<i>add</i>	Additional second homes income						1,214.0	at	40%	485.6
										41,900.1	
	<i>less</i>	Adjustment for student exemptions								(750.0)	
										41,150.1	
	<i>less</i>	Assumed rate of loss on collection							at	1%	(411.5)
										40,739	
	Total Band D Equivalents - Taxbase for Council Tax / Precept Setting Purposes (rounded to nearest integer)										

This Appendix is intentionally blank and will be completed for the Final report to Council

Earmarked or Specific Funds	
1	Repairs & Renewals
2	Developer Contributions (Section 106)
3	Technology Investment Fund [TIF] – <i>further contributions suspended</i>
4	Housing & Planning Delivery Grant – Revenue [HPDG] – <i>scheme has ended</i>
5	Housing & Planning Delivery Grant – Capital [HPDG] – <i>scheme has ended</i>
6	Local Authority Parking Enforcement [LAPE] – <i>scheme has transferred to Cambridgeshire County Council</i>
7	Fixed Term Contracts
8	Climate Change Fund
9	Efficiency Fund

1 - Repairs & Renewals Funds

Portfolio	Balance at 1 April 2010	Contribution 2010/11	Expenditure to November 2010	Balance at 30 November 2010	Balance at 30 November 2009
Arts & Recreation	(£797,517)	(£418,830)	£192,843	(£1,023,503)	(£1,132,000)
Climate Change & Growth	(£699,913)	(£318,614)	£79,052	(£939,475)	(£897,600)
Community Development & Health	(£1,106,303)	(£163,935)	£36,874	(£1,233,364)	(£1,062,800)
Customer Services & Resources	(£4,694,384)	(£1,060,068)	£48,432	(£5,706,019)	(£5,068,000)
Environmental & Waste Services	(£525,607)	(£170,340)	£12,229	(£683,719)	(£553,800)
Housing (General Fund)	(£285,691)	(£50,690)	£8,250	(£328,131)	(£286,100)
Strategy	(£240,598)	(£55,270)	£1,128	(£294,740)	(£243,200)
City Services *	(£4,335,824)	(£100,942)	£160,840	(£4,275,926)	(£4,905,200)
Total General Fund	(£12,683,826)	(£2,338,506)	£539,648	(£14,482,837)	(£14,148,700)

* The City Services funds will be reallocated during the corporate restructure to the relevant new departments and portfolios

Portfolio	Balance at 1 April 2010	Contribution 2010/11	Expenditure to November	Balance at 30 November 2010	Balance at 30 November 2009
Housing Revenue Account	(£1,622,708)	(£246,370)	£39,081	(£1,829,997)	(£1,633,600)

2 - Earmarked or Specific Funds - Developer Contributions (S106) - Projection of Capital Funding Available

Category	Completed S106 Agreements						Future Forecast		
	Balance at 1 April 2010	Contributions received Apr - Dec 2010	Approvals (Note 1)	Net Available	Completed projects still to be financed	Fund Balance	Non-Growth Sites (Note 2)	Growth Sites (Note 3)	Projected Balance Available
Affordable Housing	(473,711)		299,000	(174,711)		(174,711)	(159,358)		(334,069)
Community Facilities*	(1,525,376)	(225,434)	282,000	(1,468,810)	414,086	(1,054,724)	(933,760)	(6,252,794)	(8,241,278)
Allotments					6,827	6,827			6,827
Formal Open Spaces/Outdoor Sports Facilities*	(1,433,690)	(143,150)	722,000	(854,840)	54,458	(800,382)	(877,545)	(1,905,383)	(3,583,310)
Informal Open Spaces	(1,318,889)	(146,408)	590,000	(875,297)	5,663	(869,634)	(685,527)	(160,000)	(1,715,161)
Childrens Play Area/Provision for Children & Teenagers	(546,000)	(124,516)	125,000	(545,516)	134,407	(411,109)	(358,132)	(585,000)	(1,354,241)
Indoor Sports Facilities		(2,959)		(2,959)		(2,959)		(1,184,500)	(1,187,459)
Public Art	(494,153)	(16,701)	196,000	(314,854)		(314,854)	(51,829)		(366,683)
Public Realm	(391,480)	(198,324)	330,000	(259,804)		(259,804)	(384,990)		(644,794)
Waste & Recycling*		(375)		(375)		(375)		(712,017)	(712,392)
Nature Conservation								(77,907)	(77,907)
S106 monitoring		(300)		(300)		(300)		(287,500)	(287,800)
Miscellaneous	(24,777)	(15,000)		(39,777)		(39,777)	(19,000)	(20,000)	(78,777)
Education and Transport awaiting transfer to the County Council	(703,950)		703,950				(3,089,209)		(3,089,209)
(Surplus) / Deficit	(6,912,026)	(873,167)	3,247,950	(4,537,243)	615,441	(3,921,802)	(6,559,350)	(11,185,101)	(21,666,253)
See Note ⁴			3,312,000			3,312,000	854,533	18,634	4,185,167
TOTAL	(6,912,026)	(873,167)	6,559,950	(1,225,243)	615,441	(609,802)	(5,704,817)	(11,166,467)	(17,481,086)

Notes:

1. Includes only those approved capital projects that are in the Capital Plan (2010/11 - 2014/15) to be financed from S106 contributions. There are currently no Affordable Housing approvals beyond 2008/09, however all growth sites have to provide the full amount of affordable housing on site.

2. Includes where S106 agreements are completed, but development has not commenced. Most of these contributions (and those in the Balance b/f column) are non-site specific and can be used to finance a variety of projects promoted by the Local Authority and which meet the requirements of the Planning Obligation Strategy.

3*. These figures are taken from four completed growth area S106 agreements where development has not commenced plus indicative figures from two draft S106 agreements that have not yet been completed. These contributions are almost wholly tied to specific elements of infrastructure within the new developments or for specific purposes where spending can be only associated directly with the new developments. Similarly, the Council will also collect contributions that are due to other public bodies i.e. the Primary Care Trust (PCT) for health facilities, but these are not included in this table. However, for the categories above marked *, certain elements are due to the County Council, as they will deliver some of the facilities.

4. New Approvals since MTS, including urgent decisions and bids to January 2011 committee cycle (as part of the 2011/12 Budget process) together with adjustments for receipts still to be allocated across Section 106 categories

3 – Technology Investment Fund

(All figures £'s)	2010/11	2011/12	2012/13	2013/14	Notes
(Surplus) / Deficit Balance b/f	(190,271)	(138,313)	(98,313)	(98,313)	
Annual contribution	(84,320)	0	0	0	Contributions cease after 2010/11
Total surplus available	(274,591)	(138,313)	(98,313)	(98,313)	
Less:					
Earmarked for Customer Access	125,816	0	0	0	Capital Scheme SC328
sub-total	(148,776)	(138,313)	(98,313)	(98,313)	
Less:					
- Procurement of an information management system covering the decision making process (SC425)	3,810	0	0	0	Capital Scheme C1849
2009/10 New items:					
- Secure Mobile Virtual Private Network (VPN) (SC 437)	2,522	0	0	0	Approved by ICT Steering Group on 12 August 2009
2010/11 New items:					
- Electronic Licensing Management System (ELMS)	4,130	0	0	0	Approved by ICT Steering Group on 11 November 2009 (approved since BSR Feb 2010)
2011/12 New items:					
- Purchase of "Land Explorer" software providing 3-D models for use in assessing planning proposals and developing a service for planning applicants.	0	10,000	0	0	Budget proposal X2688
Redesign of the Visit Cambridge website in order to realise the commercial opportunities for the service		30,000			Capital Scheme C2528
(Surplus) / Deficit Balance c/f	(138,313)	(98,313)	(98,313)	(98,313)	

4 – Housing & Planning Delivery Grant (Revenue)

(All figures £'s)	2010/11	Notes
Balance b/fwd	(340,570)	
Approved as part of 2010/11 Budget Process		
RB2524 - Withdrawal of Housing and Planning Delivery Grant (HPDG)	(146,100)	A revised budget bid is included in Appendix A of this report and this represents the funding required to meet the existing commitments and other approvals, less the sum carried forward from 2009/10.
less: Existing commitments		
Revenue	464,470	Following the announcement to withdraw HPDG funding, the level of existing revenue commitments was reviewed and revised from the original budget of £513,790. The existing commitments and other approvals allow for the continuation of staffing costs and other essential activities in 2010/11 as identified by officers.
	22,200	S2131 - Contribution to E&P share of corporate Review of Learning & Development saving
Balance c/fwd	(0)	

5 - Housing & Planning Delivery Grant (Capital)

(All figures £'s)	2010/11	2011/12	2012/13	Notes
Balance b/fwd	(343,638)	(17,289)	(5,764)	
less: Existing commitments				
Approved as part of 2008 MTS				
SC329 Contribution to Document Management (DIP & EDRMS) project	169,599	0	0	Rephased from 2009/10 to 2010/11
Approved as part of 2009/10 Budget Process				
- SC368 GIS Phase 2 & 3	10,000	0	0	Partnership Board have agreed to a simpler data sharing/exchange proposal.
- SC416 UNiform e-consultee Access Module	9,750	0	0	Rephased from 2009/10 to 2010/11
- SC417 Development of UNiform system	2,000	11,525	0	Resourcing issues in light of other priorities e.g. conditions monitoring module implementation
- PR010 Professional fees associated with delivery of the Environmental Improvements Programme	105,000	0	0	Approved at CMT/Exec 15/01/09
Approved as part of 2010/11 Budget Process				
- SC445 Monitors for EDRMS	30,000	0	0	Rephased from 2009/10 to 2010/11
Balance c/fwd	(17,289)	(5,764)	(5,764)	

6 – Local Authority Parking Enforcement (LAPE)

(All figures £'s)	2010/11	Notes
(Surplus) / Deficit Balance b/f	(435,376)	
less: Existing approvals		
- X1736 - Electric Vehicle Charging	17,000	(Since BSR Feb 2010 re-phased and added £5k from "Provision of green parking bays and charging units" above)
- X1737 - Free Car Parks Signage/Lines	3,000	(Since BSR Feb 2010 re-phased)
- Car Club start up and location expansion	11,780	Item X2072 (Since BSR Feb 2010 some spend, rest re-phased and combined with start up costs)
- LED car park lighting installation (part funding for scheme, SC 439)	10,000	Item X2074 (Since BSR Feb 2010 re-phased)
- Installation of a Corrosion Monitoring system into Park Street car park	47,000	Item C2046 (Since BSR Feb 2010 re-phased)
- C2405 - Additional Pay machine for Queen Anne Terrace Car Park (SC 466)	15,000	
- X2404 - Resurfacing of Petworth Street Car Park	13,500	
- X2407 - Lining and signing of free car parks	9,000	
- X2408 - Improved security and lighting repairs to Queen Anne Terrace Car Park	8,000	
2011/12 Budget Bids:		
Upgrading Chip and Pin payment equipment on car parks	80,000	£80k not in as bid item as seeking approval under urgency powers
- C2634- Joint Cycleways Capital Budget	50,000	First year of existing capital programme funded from LAPE
- C2479 - Environmental Improvement Programme	200,000	First year of existing capital programme funded from LAPE
- X2732 Contribution from LAPE surplus towards cost of Concessionary Bus Fare scheme	92,750	Contribution to additional Concessionary Bus Fares cost
Provision for potential fund deficits not required so returned to account	(100,000)	Council's 50% share of the £220k provision met from previous year's surpluses
Repair and Renewals Account - Closing balance returned to account	(21,655)	Equipment replacement provision met from LAPE account no longer required
(Surplus) / Deficit Balance c/f	0	

7 – Fixed Term Contracts

(All figures £'s)	2010/11	2011/12	2012/13	2013/14
(Surplus) / Deficit Balance b/f	(30,000)	(30,000)	(30,000)	(30,000)
New approvals	0	0	0	0
(Surplus) / Deficit Balance c/f	(30,000)	(30,000)	(30,000)	(30,000)

8 – Climate Change Fund

(All figures £'s)	2010/11	2011/12	2012/13	2013/14	2014/15	ESG ¹ approval
Available Funding brought forward	(201,475)	(281,328)	(281,328)	(281,328)	(281,328)	
Additional contribution	(250,000)	0	0	0	0	
Total surplus available	(451,475)	(281,328)	(281,328)	(281,328)	(281,328)	
Existing approvals:						
LED Lighting at the Grand Arcade Annex Car Park	100,000					9-Sep-09
Mill Road water efficiency	36,000					9-Dec-09
Replacement boiler - Barnwell House	3,150					17-Mar-10
Guildhall Voltage optimisation	17,963					17-Mar-10
Market Stall LED lighting	13,034					7-Jun-10
(Surplus) / Deficit Balance c/f	(281,328)	(281,328)	(281,328)	(281,328)	(281,328)	

1. ESG - Environment Strategy Group

2. Further applications to the Climate Change Fund are to be considered at 19 January 2011 ESG meeting

9 – Efficiency Fund

(All figures £'s)	2010/11	2011/12	2012/13	2013/14
(Surplus) / Deficit Balance b/f	0	(44,599)	(473,662)	(673,662)
MTS September 2009	(75,000)	(475,000)	(200,000)	
Total surplus available	(75,000)	(519,599)	(673,662)	(673,662)
Existing approvals				
Corporate restructure costs	15,401			
Waste route optimisation – Capital	15,000			
sub-total	(44,599)	(519,599)	(673,662)	(673,662)
New approvals				
Waste route optimisation – Revenue		8,437		
Consultancy – options for The Depot		37,500		
(Surplus) / Deficit Balance c/f	(44,599)	(473,662)	(673,662)	(673,662)

2011/12 GF Priority Policy Fund (PPF) Bids

- Revenue Bids

Appendix I
[Strategy Scrutiny Committee]

Ref.	Item Description	Detail / Justification	2011/12 Budget £	2012/13 Budget £	2013/14 Budget £	2014/15 Budget £	Contact	Officer Priority	Climate Change Effect
Community Services Scrutiny Committee									
Community Services - Arts & Recreation Portfolio									
PPF Bids									
PPF2522	Revenue Bid to support redevelopment of Parkside Changing Rooms [Arts & Recreation Plan]	This is a revenue bid for funds to support loss of income associated with the redevelopment of Parkside Pools' changing areas. A separate bid is made for a capital contribution of £190,000 (see also C2521)	10,000	0	0	0	Debbie Kaye	H	Nil
PPF2641	Tree Planting Project for Parks and Open Spaces [Arts & Recreation Plan]	This project affords the opportunity to invest in core services and improve the maintenance and management of open spaces. Many national and regional reports highlight the importance of trees and this project creates an opportunity to deliver strategic aims, and deliver legacy plantings. Trees help to reduce pollution from vehicles, they benefit our health, they cool our city, and they are attractive landscape features. There is strong evidence to support the view that members of the public wish to see a healthy and well maintained tree stock. There would be a tree planting programme with links to the new Tree Strategy, and the existing Performance Management Framework.	50,000	50,000	50,000	50,000	Alistair Wilson	M	+L
Total of Com Serv - A&R PPF Bids :			60,000	50,000	50,000	50,000			

Ref.	Item Description	Detail / Justification	2011/12 Budget £	2012/13 Budget £	2013/14 Budget £	2014/15 Budget £	Contact	Officer Priority	Climate Change Effect
Community Services Scrutiny Committee									
Community Services - Community Development & Health Portfolio									
PPF Bids									
PPF2508	Funding towards continuation of Street Pastors [Community Development & Health Plan]	To enable continuation of work with Cambridge Street Pastors who provide 43 volunteers to patrol Market Area on Friday and Saturday nights between 10.00 pm and 4.00 am providing practical help and a reassuring presence. Their work provides value for money e.g. 50 hours of volunteer time per week, contributes to crime reduction and engages third sector in addressing local issues.	5,000	5,000	5,000	0	Lynda Kilkelly	M	Nil
PPF2590	Commemoration project staff costs [Community Development & Health Plan]	This project will develop an income stream from the investment in the Memorial Choice capital scheme started in 2008. This bid is for two new posts to staff and manage the Commemoration project which will offer more choice to the bereaved in remembering the deceased through the provision of a wide selection of memorial options. It is anticipated that this project will produce a net income stream from 2012/13 onwards. (see also linked items PPF2593, S2594)	52,100	52,100	52,100	52,100	Tracy Lawrence	H	Nil
PPF2593	Office costs Commemoration project [Community Development & Health Plan]	This project will develop an income stream from the investment in the Memorial Choice capital scheme started in 2008. This bid is for temporary offices [subject to a further capital bid in 2012/13] and overheads, including IT connection for the two staff. (see also linked items PPF2590, S2594)	15,000	2,500	2,500	2,500	Tracy Lawrence	H	Nil
PPF2728	Development of the Health Improvement Strategy	To support the development of a health improvement strategy in response to the new	16,000	0	0	0	Yvonne O'Donnell	H	Nil

Ref.	Item Description	Detail / Justification	2011/12 Budget £	2012/13 Budget £	2013/14 Budget £	2014/15 Budget £	Contact	Officer Priority	Climate Change Effect
	[Community Development & Health Plan]	national policy framework which includes new duties for local authorities for public health and the move towards GP commissioning. (see also RB2566 & S2570)							
Total of Com Serv - CD&H PPF Bids :			88,100	59,600	59,600	54,600			

Ref.	Item Description	Detail / Justification	2011/12 Budget £	2012/13 Budget £	2013/14 Budget £	2014/15 Budget £	Contact	Officer Priority	Climate Change Effect
Community Services Scrutiny Committee									
Community Services - Housing Portfolio									
PPF Bids									
PPF2484	Funding a Community Psychiatric Nurse to work with residents with an alcohol dependency [Housing Plan]	This development bid, with match funding from other organisations, would enable the continuation of the employment by an external agency of a Community Psychiatric Nurse to work with street drinkers, where previous short-term funding has been terminated.	25,000	25,000	25,000	25,000	David Greening	H	Nil
PPF2516	Provision of Shared Services - Anti-Social Behaviour / Racial Harassment [Housing Plan]	To retain a current part time project officer's post at full-time for a year, to enable the development of a shared services option for the Safer Communities Team.	7,000	0	0	0	Lynda Kilkelly	H	Nil
PPF2563	Bid to seek funding to allow the continuation of the partnership "Safer Homes" scheme. [Housing Plan]	For the past two years the City has contributed to the "Safer Homes Scheme". The scheme provides home aids to elderly and vulnerable people to prevent accidents in the home which in turn and saves the NHS money. The service is operated by Age UK.	10,000	10,000	0	0	Selwyn Anderson	H	+L
Total of Com Serv - Housing PPF Bids :			42,000	35,000	25,000	25,000			

Ref.	Item Description	Detail / Justification	2011/12 Budget £	2012/13 Budget £	2013/14 Budget £	2014/15 Budget £	Contact	Officer Priority	Climate Change Effect
Environment Scrutiny Committee									
Environment - Environmental & Waste Services Portfolio									
PPF Bids									
PPF2682	Additional R & R fund contribution for Public Conveniences [Environmental & Waste Services Plan]	In 2001 a capital funded programme was agreed to modernise public toilets. To date, 14 public conveniences have been modernised as part of this initiative at a total cost of £2.3m. The present R & R funding is £25k per annum. This was considered insufficient and in 2008-09 a bid of £25k was agreed for 3 years increasing funding to £50k per annum. A full review of R & R funding requirement is to be undertaken in 2011-12.	25,000	25,000	25,000	25,000	Toni Ainley	H	+L
PPF2711	An additional Public Realm Enforcement Officer to tackle environmental crime outside normal office hours, including weekends, evenings and Bank Holidays. [Environmental & Waste Services Plan]	Over the past two years the remit of the Public Realm Enforcement Team has expanded to include byelaw offences on Council owned green, open spaces and the monitoring the behaviour of punt touts. Much of this work is carried out outside normal office hours, i.e. at weekends and evenings including bank holidays. The out of hours officer would enable the team (currently two full time officers plus a manager) to maintain a higher profile when tackling environmental crime both inside and outside normal office hours and to provide cover seven days a week. Effective enforcement will prevent environmental crime, therefore reducing clean up costs and the amount of waste going into landfill. Additional income from fixed penalty notices could be used to further improve local environmental quality.	32,000	32,000	32,000	32,000	Yvonne Mackender	H	Nil
PPF2713	An additional City Ranger to provide cover for the City Rangers outside of normal office hours, including	The changing needs of the City indicate a need for change in the Ranger Service. The City has a thriving economy seven days a week yet with	32,000	32,000	32,000	32,000	Althea Mejias	H	Nil

Ref.	Item Description	Detail / Justification	2011/12 Budget £	2012/13 Budget £	2013/14 Budget £	2014/15 Budget £	Contact	Officer Priority	Climate Change Effect
	weekends, evenings and Bank Holidays. [Environmental & Waste Services Plan]	current resources there is limited cover on Saturdays and no cover on a Sunday. This proposed bid for an out of hours City Ranger would provide cover at weekends, evenings and Bank Holidays without reducing the capacity of the service inside normal working hours. This post would cover activities across the whole of the City including our open spaces.							
PPF2714	Ranger Service - funding is required to maintain the Ranger Service at the current level [Environmental & Waste Services Plan]	A bid to continue a fixed term Ranger post of which the funding ends in March 2011. Failure to secure the funding would mean the loss of a Ranger post.	25,000	25,000	25,000	25,000	Toni Ainley	H	Nil
Total of Evt - E&WS PPF Bids :			114,000	114,000	114,000	114,000			

Ref.	Item Description	Detail / Justification	2011/12 Budget £	2012/13 Budget £	2013/14 Budget £	2014/15 Budget £	Contact	Officer Priority	Climate Change Effect
------	------------------	------------------------	------------------------	------------------------	------------------------	------------------------	---------	---------------------	-----------------------------

Strategy & Resources Scrutiny Committee

Strategy & Resources - Customer Services & Resources Portfolio

PPF Bids

PPF2525	PPF Bid for making the Fixed Term Strategic Procurement Officer Post Permanent [Customer Services & Resources Plan]	<p>The review of the Procurement function has confirmed the need for the post of the Strategic Procurement Officer (currently on a fixed-term contract) to be made permanent. This will maintain the team at 2 FTEs, enabling continuation of the work already underway to improve procurement and commercial outcomes for the Council, as well as delivering a sizeable work programme of individual procurements. In particular, in order to realise the sort of efficiencies that can be driven out through procurement, the Council needs to further develop the work that the Team has contributed to including:</p> <ul style="list-style-type: none"> · A commercial (sometimes with innovative solutions) approach to the market for its major contracts; · Developing and using different forms of service delivery through shared services, partnering, collaboration etc; · Technically accurate procurements in an increasingly complex regulatory environment and the minimisation of commercial risk; · Influencing officer behaviour to reflect a more commercially aware and professional procurement approach; · Looking at the procurement of low value/high volume requirements; · Improving project management in procurement and contract life joining up across the authority 	8,300	49,500	49,500	49,500	Debbie Quincey	H	Nil
---------	--	---	-------	--------	--------	--------	----------------	---	-----

Ref.	Item Description	Detail / Justification	2011/12 Budget £	2012/13 Budget £	2013/14 Budget £	2014/15 Budget £	Contact	Officer Priority	Climate Change Effect
		where appropriate; · Process improvement/cutting out waste; · The application of category management principles to make sure that we make best use of the procurement skills that our staff have and joining up common requirements.							
		Total of Strategy - CS&R PPF Bids :	8,300	49,500	49,500	49,500			
		Overall Total of PPF Bids :	312,400	308,100	298,100	293,100			

Printed on : 22 December 2010 at : 01:11 PM

Housing Management Board
Revenue Budget - 2010/11 to 2012/13

Service Grouping	2010/11 Original Budget £	2010/11 Current Budget Sep 2010	2010/11 Revised Budget Jan 2011 £	Variation Increase / (Decrease) £	2011/12 Budget £	2012/13 Forecast £
EXPENDITURE						
Supervision & Management (General)	4,856,580	4,981,830	4,887,230	(94,600)	5,072,900	4,997,900
Supervision & Management (Special)	2,012,350	1,993,390	1,906,290	(87,100)	1,944,810	1,944,810
Repairs & Maintenance	5,638,610	6,156,130	6,126,180	(29,950)	6,032,750	6,032,750
Reflection of the Current Cost of Pensions (as required under FRS)	(1,372,380)	0	0	0	0	0
Net Inflation Provision / Savings Assumptions - 2011/12	0	0	0	0	0	(440,020)
Negative Subsidy (incl. Rent Rebate Subsidy Limitation)	11,649,720	11,728,270	11,728,270	0	13,129,790	13,129,790
Depreciation	7,406,570	7,406,570	7,406,570	0	7,406,570	7,406,570
Other Expenditure	323,310	323,310	323,310	0	335,970	335,970
Total Expenditure	30,514,760	32,589,500	32,377,850	(211,650)	33,922,790	33,407,770
INCOME						
Dwelling Rents	(28,286,430)	(28,286,430)	(28,310,670)	(24,240)	(30,327,050)	(30,327,050)
Garage Rents	(633,840)	(633,840)	(614,770)	19,070	(631,750)	(631,750)
Other Land and Premises Rents	(514,010)	(514,010)	(509,260)	4,750	(523,540)	(523,540)
Service Charges	(1,907,620)	(1,907,620)	(1,928,530)	(20,910)	(1,939,120)	(1,939,120)
De-Minimus Capital Receipts	(3,000)	(3,000)	(3,000)	0	(3,000)	(3,000)
Contributions from General Fund	(350,940)	(350,940)	(350,940)	0	(350,940)	(350,940)
Other Income (RTB Capitalisation)	(15,000)	(32,500)	(32,500)	0	(25,000)	(25,000)
Total Income	(31,710,840)	(31,728,340)	(31,749,670)	(21,330)	(33,800,400)	(33,800,400)
Net Cost of Services	(1,196,080)	861,160	628,180	(232,980)	122,390	(392,630)
AMRA						
Loan Interest	13,400	6,700	6,700	0	6,480	6,480
Early Debt Redemption Premium	546,440	546,440	546,440	0	345,640	345,640
Interest Receivable (Mortgage Interest)	(1,420)	(1,190)	(1,190)	0	(780)	(780)
Interest Receivable (Interest on Balances)	(91,180)	(30,090)	(30,090)	0	(37,650)	(37,650)
Net Operating Expenditure	(728,840)	1,383,020	1,150,040	(232,980)	436,080	(78,940)
Appropriations						
Depreciation Adjustment (MRA)	(2,386,730)	(2,386,730)	(2,386,730)	0	(2,317,380)	(2,317,380)
Adjustment to reflect the Current Cost of Pensions (as required under FRS 17)	1,372,380	0	0	0	0	0
Direct Revenue Financing of Capital	2,743,190	2,743,190	2,743,190	0	2,020,750	2,896,320
HRA (Surplus) / Deficit for year	1,000,000	1,739,480	1,506,500	(232,980)	139,450	500,000
HRA (Surplus) / Deficit b/f	(5,168,350)	(5,168,350)	(5,168,350)		(3,661,850)	(3,522,400)
HRA Balance Carried Forward	(4,168,350)	(3,428,870)	(3,661,850)		(3,522,400)	(3,022,400)

Changes from Original 2010/11 Approved Budget :

Original 2010/11 Budget (Approved in February 2010 at £1,000,000 use of reserves)	1,000,000
Carry forwards from 2009/10 to 2010/11 (Approved in June / July 2010)	324,300
Changes approved as part of the Medium Term Strategy (Approved in November 2010)	415,180
Current 2010/11 Budget	1,739,480
Changes Requiring Approval :	
2010/11 Current Year Funding Requests / Savings Proposals Requiring Approval (See Appendix A)	(232,980)
2010/11 Proposed Revised Budget (January 2011)	<u>1,506,500</u>

2010/11 HRA Revised Budget Items

- Bids and Savings

Appendix K
[Strategy Scrutiny Committee]

Ref.	Item Description	Detail / Justification	2010/11 Revised Budget £	Ongoing Effect	Anticipated 2011/12 Effect £	Contact
Housing Revenue Account Scrutiny Committee						
Housing Revenue Account Portfolio						
Revised Budget						
RB2659	Reductions in Estate Caretaking Budgets [Housing Revenue Account Plan]	Savings identified in Estate Caretaking employee and operational budgets, predominantly due to aligning budget provision for pensions with the current and historical take-up of the scheme by staff. This ensures that the budget for spend will equal those for the income expectation from tenants in the form of caretaking service charges. The ongoing impact of this is included as a saving at S2487.	(13,390)	Yes	(22,120)	Andrew Latchem
RB2662	Leasehold Services staff saving. [Housing Revenue Account Plan]	Removal of 7 hours of budget for the leasehold manager where existing post holder works 30 hours per week and this is the level at which costs are currently recovered from leaseholders. The ongoing impact of this is included as a saving at S2497.	(8,140)	Yes	(8,140)	Andrew Latchem
RB2663	Savings in Orchard upgrade costs [Housing Revenue Account Plan]	Removal of residual budget for the up-front costs of project management and backfill of posts, where work is being undertaken by existing staff members with considerable use of Serco application support days, which are budgeted for separately as part of the IT contract	(48,250)	No	0	Julia Hovells
RB2664	Deletion of Technical Services Assistant Surveyor post [Housing Revenue Account Plan]	In anticipation of a review of the Technical Services staffing structure following the corporate restructure, it is proposed to delete a vacant Assistant Surveyor post in Repairs and Maintenance. The ongoing impact of this is included as a saving at S2510.	(29,950)	Yes	(33,230)	Bob Hadfield

Ref.	Item Description	Detail / Justification	2010/11 Revised Budget £	Ongoing Effect	Anticipated 2011/12 Effect £	Contact
RB2667	Review of HRA Departmental Overheads and Business Team staff costs. [Housing Revenue Account Plan]	A review of operating costs in the current year results in proposed revised budget reductions in professional training, recruitment and bank and cash collection charges, etc, due to reduced activity and efficient procurement / changes in working practices. In-year savings have also been identified in staffing costs due to vacancies within the team. The ongoing impact of this is included as savings at S2489 and S2491.	(43,100)	Yes	(16,890)	Julia Hovells
RB2673	Reduction in operational budgets for Roman Court and Brandon Court [Housing Revenue Account Plan]	It is proposed to reduce the budgets in respect of Roman Court and Brandon Court, recognising the vacant possession of Roman Court for alternative use and Brandon Court pending refurbishment. Residual budgets will be retained to meet minimal utilities and grounds maintenance costs. The ongoing impact of this is included as a saving at S2500.	(61,580)	Yes	(43,540)	Julia Hovells
RB2674	Loss of income from the Housing Area Offices [Housing Revenue Account Plan]	Loss of income from the Planning Service is anticipated in respect of services previously provided in the Area Housing Office receptions, where planning applications were stored and made available for comment. The ongoing impact of this is included as an unavoidable bid at UR2498.	4,890	Yes	4,890	Robert Hollingsworth
RB2676	Reduction in staffing budgets in Floating Support [Housing Revenue Account Plan]	Reduction in staffing budgets in Floating Support as a direct result of staff vacancies for a proportion of the year	(12,130)	No	0	Robert Hollingsworth
RB2678	Reduction in garage and commercial property income [Housing Revenue Account Plan]	A reduction in both garage and commercial property income is anticipated due to the level of void properties and a lack of inflationary increase by virtue of the fixed rental nature of many of the commercial leases. The ongoing impact of this is included as an unavoidable bid at UR2677.	23,820	Yes	28,080	Julia Hovells

Ref.	Item Description	Detail / Justification	2010/11 Revised Budget £	Ongoing Effect	Anticipated 2011/12 Effect £	Contact
RB2709	Rent and leasehold service charge income. [Housing Revenue Account Plan]	Rent income is more than was anticipated in 2010/11, due predominantly to the retention of rent for Seymour Court for longer than assumed when the budget was set (£24,240). Leasehold service charge income is also more than anticipated due to the increased recovery of management costs for 2009/10 as part of the actuals process (£20,910).	(45,150)	No	0	Julia Hovells
Total of HRA Revised Budget :			(232,980)		(90,950)	
Overall Total of Revised Budget :			(232,980)		(90,950)	

Printed on : 22 December 2010 at : 03:38 PM

2011/12 HRA (Controllable Bids & Savings)

- Bids and savings

Appendix L
[Strategy Scrutiny Committee]

Ref.	Item Description	Detail / Justification	2011/12 Budget £	2012/13 Budget £	2013/14 Budget £	2014/15 Budget £	Contact	Climate Change Rating
Housing Revenue Account Scrutiny Committee								
Housing Revenue Account Portfolio								
Reduction required to Cash Limit								
Housing Revenue Account Plan								
RCL2695	Savings Target for the HRA (General Management and Repairs Administration)	Savings target for the HRA at 3% of General Management and Repairs Administration expenditure	172,330	172,330	172,330	172,330	Julia Hovells	n/a
RCL2696	Savings Target in Direct Repairs Expenditure	Savings required in direct repairs expenditure in line with anticipated reductions in stock levels.	42,360	42,360	42,360	42,360	Julia Hovells	n/a
Total of HRA Reduction required to Cash Limit :			214,690	214,690	214,690	214,690		

Cash Limit adjustments

Housing Revenue Account Plan								
CLA2706	Proposed reduction in use of HRA balances in 2011/12	A reduction in the use of HRA balances is proposed in 2011/12 in light of an improved HRA subsidy and rental income position in year.	289,420	0	0	0	Julia Hovells	n/a
CLA2707	Priority Policy Space funding for the HRA for 2011/12	PPF funding of £75,000 per annum has been made available in the HRA for 2011/12, on an ongoing basis.	(75,000)	(75,000)	(75,000)	(75,000)	Julia Hovells	n/a

Ref.	Item Description	Detail / Justification	2011/12 Budget £	2012/13 Budget £	2013/14 Budget £	2014/15 Budget £	Contact	Climate Change Rating
CLA2708	Removal of one-off bids from 2010/11	A cash limit adjustment is required to remove both the ongoing impact of bids approved as part of the 2010/11 budget process which were for a limited time period only and inflation allocated in error to an internal recharge between the HRA and General Fund.	(84,830)	(84,830)	(84,830)	(84,830)	Julia Hovells	n/a
CLA2712	Ear-marking of estimated additional HRA Surplus from 2012/13.	Provisional adjustment to ear-mark currently anticipated additional in year surplus from 2012/13, in recognition that the calculation of the opening debt settlement under self-financing is likely to be revisited by CLG to include the higher base rental position delivered by RPI at 4.6% for 2011/12.	0	587,340	587,340	587,340	Julia Hovells	Nil
Total of HRA Cash Limit adjustments :			129,590	427,510	427,510	427,510		
			344,280	642,200	642,200	642,200		

Savings

Housing Revenue Account Plan

S2485	Freeze in the annual grant to the Cambridge Federation	It is proposed not to apply an inflationary increase in the grant level to the Cambridge Federation for 2011/12, requiring the same level of efficiency in service delivery as the HRA generally.	(2,410)	(2,410)	(2,410)	(2,410)	Sandra Farmer	Nil
S2487	Reductions in Estate Caretaking Budgets	Budgets savings identified in Estate Caretaking operational budgets.	(22,120)	(22,120)	(22,120)	(22,120)	Andrew Latchem	Nil
S2489	Review of HRA General Management operational costs.	A review of operating costs is anticipated to deliver savings in telephones, stationery, training, postage, printing, recruitment ,etc due to efficient procurement and changes in working practices.	(16,890)	(16,890)	(16,890)	(16,890)	Julia Hovells	Nil
S2491	Savings in employee costs.	Savings in employee costs as people move on and new staff are recruited.	(29,470)	(29,470)	(29,470)	(29,470)	Julia Hovells	Nil

Ref.	Item Description	Detail / Justification	2011/12 Budget £	2012/13 Budget £	2013/14 Budget £	2014/15 Budget £	Contact	Climate Change Rating
S2493	Retention of income in respect of the Emergency Alarm Service	Income for the Emergency Alarm Service anticipated to be lost during 2010/11 has been retained.	(6,550)	(6,550)	(6,550)	(6,550)	Sally-Jane Williams	Nil
S2494	Review of Independent Living Service Operational Costs	A review of operational costs for the Independent Living Service has resulted in potential savings in stationery, printing, telephones, postage, recruitment, etc due to effective procurement and changes in working practices.	(5,100)	(5,100)	(5,100)	(5,100)	Sally-Jane Williams	Nil
S2495	Reduction in annual IT support costs in respect of Housing IT applications.	Reduction in IT costs due to changes in Orchard and other associated housing applications.	(7,460)	(7,460)	(7,460)	(7,460)	Julia Hovells	Nil
S2496	Operational Saving at Kingsway Laundry	Budget change to reflect decision at HMB to retain the laundry facility at Kingsway flats, built to meet any deficit cost from the accumulated aerial monies.	(4,830)	(4,830)	(4,830)	(4,830)	Andrew Latchem	Nil
S2497	Leasehold Services staff saving.	Removal of 7 hours of budget for the leasehold manager where existing post holder works 30 hours per week and this is the level at which costs are currently recovered from leaseholders.	(8,140)	(8,140)	(8,140)	(8,140)	Andrew Latchem	Nil
S2499	Reduction in Direct Repairs Budget	A net saving of £22,360 is proposed in direct repairs expenditure budgets towards assumed savings in line with anticipated stock loss in 2010/11 (loss due to rights to buy sales and removal of Seymour Court, less assumed increase of 7 units of new build HRA housing).	(22,360)	(22,360)	(22,360)	(22,360)	Julia Hovells	Nil
S2500	Reduction in operational budgets for Roman Court and Seymour Court	It is proposed to reduce the budgets in respect of Roman Court and Seymour Court, recognising the vacant possession of both schemes by 2011/12. Residual budgets will be retained to meet minimal utilities, grounds maintenance and site security costs at Seymour Court, pending anticipated alternative use / intended redevelopment. This saving is linked to unavoidable bid UR2517.	(43,540)	(43,540)	(43,540)	(43,540)	Alan Carter	Nil
S2504	Restructure of Safer Communities	A restructure of the Community Safety, Anti-Social	(13,010)	(13,010)	(13,010)	(13,010)	Alan Carter	Nil

Ref.	Item Description	Detail / Justification	2011/12 Budget £	2012/13 Budget £	2013/14 Budget £	2014/15 Budget £	Contact	Climate Change Rating
	Service Area.	Behaviour and Racial Harassment teams has resulted in a reduction in staffing of one full-time equivalent post, with savings borne between the General Fund and the HRA.						
S2505	Reduction in operational budgets for Sheltered Schemes	A review of the utilities and premises costs in Council Sheltered Schemes results in a net saving derived from increases in specialist cleaning and health and safety expenditure, more than offset by anticipated reductions in utilities budgets based on prior-year actual costs.	(4,480)	(4,480)	(4,480)	(4,480)	Sally-Jane Williams	Nil
S2510	Deletion of Technical Services Assistant Surveyor post	In anticipation of a review of the Technical Services staffing structure following the corporate restructure, it is proposed to delete a vacant Assistant Surveyor post in Repairs and Maintenance.	(33,230)	(33,230)	(33,230)	(33,230)	Julia Hovells	Nil
S2511	Savings in Temporary Housing / Housing Support	Savings are proposed in Temporary Housing and Housing Support, accounting for any salary drift and following a review of operational costs. This is anticipated to more than offset the unavoidable bid resulting from an assumed freeze in Supporting People income for 2011/12. The financial impact of the transfer of the Floating Support Service to a new provider from July 2011 has also been taken into consideration based upon current transfer assumptions. This saving is linked to unavoidable bid UR2692.	(13,100)	(13,100)	(13,100)	(13,100)	Robert Hollingsworth	Nil
S2622	Deletion of 17 hours of a Secretarial / Administrative Assistant	Savings resulting from a proposal to recruit to a full-time vacant Secretarial / Administrative Assistant with a member of staff working 20 hours to cover mornings only, with savings being borne between the General Fund and the HRA.	(3,730)	(3,730)	(3,730)	(3,730)	Kathy Brown	Nil
S2657	Solar PV Panel installation (housing)	Revenue generated from feed in tariffs and energy bill savings from installation of 4kW solar PV panels on 13 communal housing Council properties to reduce the Council's carbon footprint. This saving is contingent	0	(14,920)	(14,920)	(14,920)	Bob Hadfield	+L

Ref.	Item Description	Detail / Justification	2011/12 Budget £	2012/13 Budget £	2013/14 Budget £	2014/15 Budget £	Contact	Climate Change Rating
		upon Capital Bid C2655.						
S2690	Savings in the Independent Living Service in respect of Sheltered Housing	It is proposed to delete one Independent Living Facilitator post, and reduce operational budgets following recent procurement exercises and a review of prior-year spend, to offset the unavoidable bid resulting from loss of Supporting People income due to a combination of the closure of Seymour Court, the award of no inflation in Supporting People contracts and the need to work towards eliminating the retrenchment arrangement that has existed to help fund support in sheltered housing for a number of years. This saving is linked to unavoidable bid UR2691.	(36,850)	(50,230)	(50,230)	(50,230)	Sally-Jane Williams	Nil
S2702	Anticipated reduction in Negative HRA Subsidy payable for 2011/12	Based upon the Draft HRA Subsidy Determination less negative subsidy is payable due to favourable management allowances and changes in the guideline rent applied for 2011/12, using RPI at 4.6% and delaying rent convergence again until 2015/16.	(129,460)	(129,460)	(129,460)	(129,460)	Julia Hovells	Nil
S2703	Increase in rent income for 2011/12	Rent income is expected to be greater than anticipated due to the application of RPI at 4.6%, plus 0.5% and transition towards convergence by 2015/16. This will result in an estimated average rent increase of 7.45%.	(332,830)	(332,830)	(332,830)	(332,830)	Julia Hovells	Nil
S2705	Net increase in interest receivable in the HRA	A marginal increase in net interest receivable in the HRA is anticipated due to retention of a higher level of HRA balances than previously assumed.	(5,950)	(5,950)	(5,950)	(5,950)	Julia Hovells	Nil
Total of HRA Savings :			(741,510)	(769,810)	(769,810)	(769,810)		
Cumulative Sub-Total of HRA Cttee Base :			(397,230)	(127,610)	(127,610)	(127,610)		

Unavoidable Revenue Bids

Ref.	Item Description	Detail / Justification	2011/12 Budget £	2012/13 Budget £	2013/14 Budget £	2014/15 Budget £	Contact	Climate Change Rating
Housing Revenue Account Plan								
UR2498	Loss of income from the Housing Area Offices	Loss of income from the Planning Service is anticipated in respect of services previously provided in the Area Housing Office receptions, where planning applications were stored and made available for comment. This unavoidable bid is also included as a revised budget item at RB2584. It is linked to part of the saving in Planning at S2582.	4,890	4,890	4,890	4,890	Robert Hollingsworth	Nil
UR2517	Reduction in Service Charges	A reduction is anticipated in the income received in respect of service charges, particularly in respect of sheltered schemes, where corresponding reductions in costs are anticipated due to the removal of Seymour Court from stock. This unavoidable bid is linked to saving S2500.	14,480	14,480	14,480	14,480	Julia Hovells	Nil
UR2518	Anticipated loss of income from stairlifts as recommended at Committee in January 2011	Cessation of charges for stair lifts in HRA stock, as will be recommended in a report to HMB in the January 2011 Committee cycle.	14,520	14,520	14,520	14,520	John Horwood	Nil
UR2677	Reduction in garage and commercial property income	A reduction in both garage and commercial property income is anticipated due to the level of void properties and a lack of inflationary increase by virtue of the fixed- rental nature of many of the commercial leases.	30,960	30,960	30,960	30,960	Julia Hovells	Nil
UR2691	Reduction in Supporting People funding for Sheltered Housing	A combination of the closure of Seymour Court, award of no inflation in Supporting People contracts and the need to work towards removing the retrenchment costs of support borne by the General Fund result in a reduced income expectation from the County Council for support services in Sheltered Housing. This unavoidable bid is fully offset by staff reductions and other savings as proposed in S2690.	36,850	50,230	50,230	50,230	Sally-Jane Williams	Nil
UR2692	Assumed freeze in Supporting People funding for Temporary Housing /	A freeze in Supporting People funding for these service areas is anticipated for 2011/12. The financial	12,530	12,530	12,530	12,530	Robert Hollingsworth	Nil

Ref.	Item Description	Detail / Justification	2011/12 Budget £	2012/13 Budget £	2013/14 Budget £	2014/15 Budget £	Contact	Climate Change Rating
	Housing Support	impact of the transfer of the Floating Support Service to a new provider from July 2011 has also been taken into consideration based upon current transfer assumptions. This unavoidable bid is linked to saving S2511.						
Total of HRA Unavoidable Revenue Bids :			114,230	127,610	127,610	127,610		
Cumulative Sub-Total of HRA Cttee Base :			(283,000)	0	0	0		

Bids

Housing Revenue Account Plan

B2623	Funding to implement HRA Self-Financing	It is proposed to ear-mark the HRA Policy Space for 2011/12 to undertake work associated with the reform of the HRA and implementation of Self-Financing, such as finance and treasury management consultancy, stock condition and up front investigative costs of potential development sites	75,000	0	0	0	Julia Hovells	Nil
B2704	Increase in direct revenue funding (DRF) of capital expenditure in 2011/12	An increase in DRF is proposed in 2011/12, to meet the one off costs of photo-voltaic installations on key HRA properties.	208,000	0	0	0	Julia Hovells	Nil
Total of HRA Bids :			283,000	0	0	0		
Net Total of HRA Cttee Base :			0	0	0	0		

Ref.	Item Description	Detail / Justification	2011/12 Budget £	2012/13 Budget £	2013/14 Budget £	2014/15 Budget £	Contact	Climate Change Rating
		Net Position :	0	0	0	0		

Printed on : 22 December 2010 at : 03:39 PM

Appendix M (a)

Prudential Code and Indicators

CIPFA Prudential Code For Capital Finance In Local Authorities

Introduction

The Local Government Act 2003 requires the Council to 'have regard to' the CIPFA Prudential Code and to set Prudential Indicators for the next three years to ensure that the Council's capital investment plans are affordable, prudent and sustainable.

The system of Government controls on borrowing, based on "credit approvals", ceased on 31 March 2004. Since then the 2003 Act has allowed local authorities a certain degree of 'self-regulation' on borrowing. However, this self regulation must be tempered to align with the Code's overriding objectives, which are to demonstrate that:

- Capital expenditure plans are affordable
- External borrowing is within prudent and sustainable limits
- Treasury management decisions are taken in accordance with professional good practice

To demonstrate that local authorities have fulfilled these objectives, the Code sets out 'prudential indicators' that must be used and the factors that must be taken into account. The Code does not include suggested indicative limits or ratios; these will be left for the Council to set itself.

The prudential indicators required by the Code (see Annex A) are designed to support and record local decision making. They are not designed to be comparative performance indicators.

Process and Governance Issues

The Code sets out a clear governance procedure for the setting and revising of prudential indicators. This will be done by full Council. The Director of Finance will be responsible for ensuring that all matters required to be taken into account are reported to Council for consideration and for establishing procedures to monitor performance.

The prudential indicators for 2011/12, 2012/13 and 2013/14 must be set before 1st April 2011. They may be revised at any time, following due process, but must be reviewed and revised (if appropriate) when the indicators are set again in 12 months time for the next 3 years.

Prudential indicators for previous years will be taken directly from information in the Council's Statements of Account. If any item within the Council's Statements of Account that is relied on for a prudential indicator is the subject of audit qualification, this must be highlighted when the prudential indicators are set or revised.

Prudential Indicators: Explanatory Notes

Estimates of capital expenditure / Estimates of the incremental impact of capital investment decisions on council tax or average weekly housing rent

A fundamental indicator of the affordability of capital expenditure is the impact upon council tax or HRA housing rents. In considering the Capital Plan, the Council is required under the Prudential Code to have regard to:

- Affordability, e.g. implications for council tax
- prudence and sustainability, e.g. implications for external borrowing
- value for money, e.g. option appraisal
- stewardship of assets, e.g. asset management planning
- service objectives, e.g. strategic planning for the authority
- practicality, e.g. achievability of the forward plan.

Having taken into account the above, there is no anticipated incremental addition / reduction to either council tax or housing rents as a result of the Council's change to its capital programme in the forthcoming or next two financial years.

Estimates of ratio of financing costs to net revenue stream

Financing costs are made up of interest payable on borrowings offset by interest receivable on investments. Calculations are done for both General Fund and HRA and the results expressed as a %age of net revenue stream (i.e. amounts to be met from government grants and local taxpayers).

The estimates of financing costs include current commitments and the proposals in this budget report.

Net borrowing requirement

CIPFA's Prudential Code for Capital Finance in Local Authorities includes as a key indicator of prudence:

"In order to ensure that over the medium term net borrowing will only be for a capital purpose, the local authority should ensure that net external borrowing does not, except in the short term, exceed the total of capital financing requirement in the preceding year plus the estimates of any additional capital financing requirement for the current and next two years.

(Note: Net external borrowing is borrowing less investments).

The Director of Finance reports that the Council should not have any difficulty meeting this requirement in the forthcoming or future years. This view takes into account current commitments, existing plans and the proposals in this budget report.

Estimates of the Capital Financing Requirement

The capital financing requirement measures the authority's underlying need to borrow for a capital (not revenue) purpose. It does not necessarily mean that borrowing will be undertaken.

Authorised Limit and Operational Boundary (External Debt)

Although the Council is debt free, the Prudential Code recommends that authorities approve 2 sets of borrowing limits to cover for:

- (i) the most likely scenario and,
- (ii) uncertain events

These limits are referred to as the 'operational boundary' limit and the 'authorised' limit respectively. Both sets of limits differentiate between 'borrowing' and 'other long term liabilities', such as finance leases.

- ***I am therefore recommending that Council approve the limits shown overleaf in Appendix M (a) - Annex 1***

These limits have been estimated after taking into account the Council's plans for capital expenditure, its capital financing requirement, and estimates of cashflow for all purposes.

- ***The Council is also asked to delegate authority to the Director of Finance, within these borrowing totals for any individual year, to effect movement between the separately agreed figures for borrowing and other long term liabilities. Any such changes will be reported to the Council at its next meeting following the change.***
- ***In taking its decisions on this budget report, the Council is asked to note that the authorised limit determined for 2011/12 will be the statutory limit determined under section 3 of the Local Government Act 2003.***

Upper limits on fixed and variable interest rate exposures

The effect of setting these upper limits is to provide ranges within which the authority will manage its exposures to fixed and variable rates of interest. Once again, interest on borrowing (where required) is offset by interest on investments. The Council does not have any debt but has a considerable amount of investments at fixed rates. The figures shown are absolute figures in £'s.

Investments for periods longer than 364 days

The Prudential Code obliges Councils who plan to invest for periods longer than 364 days, to set an upper limit for such sums in each financial year. The purpose of such limits is for the Council to contain its exposure to the possibility of losses arising as a result of it having to seek early repayment or redemption of these investments.

Annex 1

PRUDENTIAL INDICATORS	2009/10 actual (£ 000's)	2010/11 probable outturn (£ 000's)	2011/12 estimate (£ 000's)	2012/13 estimate (£ 000's)	2013/14 estimate (£ 000's)
Capital Expenditure					
General Fund	10,628	13,206	7,177	3,001	2,655
HRA	12,280	14,808	10,953	7,031	7,167
TOTAL	22,908	28,014	18,130	10,032	9,822
Ratio of financing costs to net revenue stream					
General Fund	(4.12%)	(1.28%)	(1.70%)	(3.60%)	(7.44%)
HRA	(0.38%)	(0.06%)	(0.07%)	(0.19%)	(0.35%)
Net borrowing requirement	(51,799)	(63,335)	(57,233)	(59,922)	(62,124)
Capital Financing Requirement as at 31 March					
General Fund	(3,566)	(3,566)	(3,566)	(3,566)	(3,566)
HRA	3,565	3,848	3,848	3,848	3,848
TOTAL	(1)	282	282	282	282
Annual change in Capital Financing Requirement					
General Fund	0	0	0	0	0
HRA	0	283	0	0	0
TOTAL	0	283	0	0	0
Incremental impact of capital investment decisions	£ p	£ p	£ p	£ p	£ p
Increase in council tax (Band D, per annum)	0.00	0.00	0.00	0.00	0.00
Increase in housing rent per week	0.00	0.00	0.00	0.00	0.00
	(no increases in either council tax or housing rents anticipated)				

TREASURY MANAGEMENT INDICATORS	2009/10 actual (£ 000's)	2010/11 probable outturn (£ 000's)	2011/12 estimate (£ 000's)	2012/13 estimate (£ 000's)	2013/14 estimate (£ 000's)
Authorised limit for external debt					
Borrowing	10,000	10,000	10,000	10,000	10,000
Other long term liabilities	0	0	0	0	0
TOTAL	10,000	10,000	10,000	10,000	10,000
Operational boundary for external debt					
Borrowing	3,000	3,000	3,000	3,000	3,000
Other long term liabilities	0	0	0	0	0
TOTAL	3,000	3,000	3,000	3,000	3,000
Actual external debt	0				
Upper limit for fixed interest rate exposure					
Net interest re fixed rate borrowing / investments	(900)	(320)	(400)	(800)	(800)
Upper limit for variable rate exposure					
Net interest re variable rate borrowing / investments	(40)	(120)	(375)	(420)	(420)
Upper limit for total principal sums invested for over 364 days (per maturity date)	5,000	5,000	5,000	5,000	5,000
Maturity structure of new fixed rate borrowing during 2011/12		Upper Limit		Lower limit	
Under 12 months		0%		0%	
12 months and within 24 months		0%		0%	
24 months and within 5 years		0%		0%	
5 years and within 10 years		0%		0%	
10 years and above		0%		0%	

Treasury Management Strategy Statement, Annual Investment Strategy & Minimum Revenue Provision Policy Statement: 2011/12

1. Introduction

Background

1.1 Treasury management is defined as:

“The management of the local authority’s investments and cash flows, its banking, money market and capital market transactions; the effective control of the risks associated with those activities; and the pursuit of optimum performance consistent with those risks.”

Statutory requirements

1.2 The Local Government Act 2003 (the Act) and supporting regulations requires the Council to ‘have regard to’ the CIPFA Prudential Code and the CIPFA Treasury Management Code of Practice to set Prudential and Treasury Indicators for the next three years to ensure that the Council’s capital investment plans are affordable, prudent and sustainable.

1.3 The Act requires the Council to set out its treasury strategy for borrowing and to prepare an Annual Investment Strategy (as required by Investment Guidance issued subsequent to the Act and included as paragraph 9 of this report). This sets out the Council’s policies for managing its investments and for giving priority to the security and liquidity of those investments.

1.4 The Department of Communities and Local Government has issued revised investment guidance which came into effect from 1 April 2010. There were no major changes required over and above the changes already required by the revised CIPFA Treasury Management Code of Practice 2009.

CIPFA requirements

1.5 The Chartered Institute of Public Finance and Accountancy’s (CIPFA) Code of Practice on Treasury Management (revised November 2009) was adopted by this Council on 27 May 2010.

The primary requirements of the Code are as follows:

1. Creation and maintenance of a Treasury Management Policy Statement which sets out the policies and objectives of the Council’s treasury management activities.
2. Creation and maintenance of Treasury Management Practices which set out the manner in which the Council will seek to achieve those policies and objectives.
3. Receipt by the full council of an annual Treasury Management Strategy Statement - including the Annual Investment Strategy and Minimum Revenue Provision Policy - for the year ahead, a Mid-year Review Report and an Annual Report (stewardship report) covering activities during the previous year.

4. Delegation by the Council of responsibilities for implementing and monitoring treasury management policies and practices and for the execution and administration of treasury management decisions.
5. Delegation by the Council of the role of scrutiny of treasury management strategy and policies to a specific named body. For this Council the delegated body is Strategy & Resources Scrutiny Committee.

Treasury Management Strategy for 2011/12

1.6 The suggested strategy for 2011/12 in respect of the following aspects of the treasury management function is based upon the treasury officers' views on interest rates, supplemented with leading market forecasts provided by the Council's treasury advisor, SECTOR Treasury Services Ltd. The strategy covers:

- treasury limits in force which will limit the treasury risk and activities of the Council;
- Prudential and Treasury Indicators;
- the current treasury portfolio;
- the borrowing requirement;
- prospects for interest rates;
- the borrowing strategy;
- policy on borrowing in advance of need;
- the investment strategy;
- creditworthiness policy;
- policy on use of external service providers;
- the MRP policy

Balanced Budget Requirement

1.7 It is a statutory requirement under Section 33 of the Local Government Finance Act 1992, for the Council to produce a balanced budget. In particular, Section 32 requires a local authority to calculate its budget requirement for each financial year to include the revenue costs that flow from capital financing decisions. This, therefore, means that increases in capital expenditure must be limited to a level whereby increases in charges to revenue from: -

- (a) increases in interest charges caused by increased borrowing to finance additional capital expenditure, and
- (b) any increases in running costs from new capital projects

are limited to a level which is affordable within the projected income of the Council for the foreseeable future.

2. Treasury Limits for 2011/12 to 2013/14

- 2.1 It is a statutory duty under S.3 of the Local Government Act 2003 and supporting regulations, for the Council to determine and keep under review how much it can afford to borrow. The amount so determined is termed the “Affordable Borrowing Limit” (otherwise known as the Authorised Limit within the Treasury Management Indicators shown below).
- 2.2 The Council must have regard to the Prudential Code when setting the Affordable Borrowing Limit, which essentially requires it to ensure that total capital investment remains within sustainable limits and, in particular, that the impact upon its future council tax and council rent levels is ‘acceptable’.
- 2.3 Whilst termed an “Affordable Borrowing Limit”, this description also has to take into account any capital expenditure intended to be financed by other forms of liability, such as credit arrangements (e.g. finance leases). The Affordable Borrowing Limit is to be set, on a rolling basis, for the forthcoming financial year and two successive financial years.
- 2.4 Council will, therefore, be specifically asked to recommend approval of both the Authorised Limit and the Operational Boundary Limit shown in the Treasury Indicators below and to delegate authority to the Director of Resources, within these borrowing totals for any financial year, to effect movement between the separately agreed figures for borrowing and other long term liabilities. Any such changes will be reported to the Council at its next meeting following the change.

3. Prudential and Treasury Indicators for 2011/12 – 2013/14

- 3.1 The following prudential indicators are relevant for the purposes of setting an integrated treasury management strategy.
- 3.2 The Council is also required to indicate if it has adopted the CIPFA Code of Practice on Treasury Management. Council adopted the original Code on 13 February 2003 and the revised (2009) Code on 27 May 2010.

PRUDENTIAL INDICATORS	2009/10 actual (£ 000's)	2010/11 probable outturn (£ 000's)	2011/12 estimate (£ 000's)	2012/13 estimate (£ 000's)	2013/14 estimate (£ 000's)
Capital Expenditure					
General Fund	10,628	13,206	7,177	3,001	2,655
HRA	12,280	14,808	10,953	7,031	7,167
TOTAL	22,908	28,014	18,130	10,032	9,822
Ratio of financing costs to net revenue stream					
General Fund	(4.12%)	(1.28%)	(1.70%)	(3.60%)	(7.44%)
HRA	(0.38%)	(0.06%)	(0.07%)	(0.19%)	(0.35%)
Net borrowing requirement	(51,799)	(63,335)	(57,233)	(59,922)	(62,124)

PRUDENTIAL INDICATORS	2009/10 actual (£ 000's)	2010/11 probable outturn (£ 000's)	2011/12 estimate (£ 000's)	2012/13 estimate (£ 000's)	2013/14 estimate (£ 000's)
Capital Financing Requirement as at 31 March					
General Fund	(3,566)	(3,566)	(3,566)	(3,566)	(3,566)
HRA	3,565	3,848	3,848	3,848	3,848
TOTAL	(1)	282	282	282	282
Annual change in Capital Financing Requirement					
General Fund	0	0	0	0	0
HRA	0	283	0	0	0
TOTAL	0	283	0	0	0
Incremental impact of capital investment decisions	£ p	£ p	£ p	£ p	£ p
Increase in council tax (Band D, per annum)	0.00	0.00	0.00	0.00	0.00
Increase in housing rent per week	0.00	0.00	0.00	0.00	0.00
	(no increases in either council tax or housing rents anticipated)				

TREASURY MANAGEMENT INDICATORS	2009/10 actual (£ 000's)	2010/11 probable outturn (£ 000's)	2011/12 estimate (£ 000's)	2012/13 estimate (£ 000's)	2013/14 estimate (£ 000's)
Authorised limit for external debt					
Borrowing	10,000	10,000	10,000	10,000	10,000
Other long term liabilities	0	0	0	0	0
TOTAL	10,000	10,000	10,000	10,000	10,000
Operational boundary for external debt					
Borrowing	3,000	3,000	3,000	3,000	3,000
Other long term liabilities	0	0	0	0	0

TOTAL	3,000	3,000	3,000	3,000	3,000
Actual external debt	0				
Upper limit for fixed interest rate exposure					
Net interest re fixed rate borrowing / investments	(900)	(320)	(400)	(800)	(800)
Upper limit for variable rate exposure					
Net interest re variable rate borrowing / investments	(40)	(120)	(375)	(420)	(420)
Upper limit for total principal sums invested for over 364 days (per maturity date)	5,000	5,000	5,000	5,000	5,000
Maturity structure of new fixed rate borrowing during 2011/12		Upper Limit		Lower limit	
Under 12 months		0%		0%	
12 months and within 24 months		0%		0%	
24 months and within 5 years		0%		0%	
5 years and within 10 years		0%		0%	
10 years and above		0%		0%	

3.3 Explanatory notes on the Prudential and Treasury Indicators can be found at **Annex 1**.

4. Current Portfolio Position

4.1. The Council's treasury portfolio position at 30/11/10 comprised:

	Principal (£m)	Average rate (%)
TOTAL DEBT	0	
TOTAL INVESTMENTS (excl Iceland)	70.67	0.57%

5. Borrowing Requirement

	2009/10 actual (£ 000's)	2010/11 forecast outturn (£ 000's)	2011/12 estimate (£ 000's)	2012/13 estimate (£ 000's)	2013/14 estimate (£ 000's)
New borrowing (for HRA)	0	283,000	0	0	0
Alternative financing arrangements	0	0	0	0	0
Replacement borrowing	0	0	0	0	0
TOTAL CFR (borrowing requirement)	0	283,000	0	0	0

6. Prospects for Interest Rates

- 6.1. The Council has appointed Sector Treasury Services as treasury advisers to the Council and part of their service is to assist the Council to formulate a view on interest rates. **Annex 2** draws together a number of current City forecasts for short term (Bank Rate) and longer fixed interest rates. The following table gives the Sector central view.

Sector interest rate forecast – 24 November 2010

	Dec 10	Mar 11	Jun 11	Sep 11	Dec 11	Mar 12	Jun 12	Sep 12	Dec 12	Mar 13	Mar 14
Bank Rate	0.50%	0.50%	0.50%	0.50%	0.75%	1.00%	1.25%	1.50%	1.75%	2.25%	3.25%
5yr PWL rate	3.00%	3.00%	3.10%	3.20%	3.30%	3.50%	3.80%	4.10%	4.30%	4.40%	5.00%
10yr PWL rate	4.10%	4.10%	4.10%	4.20%	4.30%	4.40%	4.60%	4.80%	4.90%	5.00%	5.40%
25yr PWL rate	5.00%	5.10%	5.20%	5.30%	5.30%	5.40%	5.40%	5.40%	5.50%	5.50%	5.70%
50yr PWL rate	5.10%	5.20%	5.30%	5.40%	5.40%	5.50%	5.50%	5.50%	5.60%	5.60%	5.70%

- 6.2. Sector emphasize that there is downside risk to these forecasts if recovery from the recession proves to be weaker and slower than currently expected.

7. Economic Background

Global economy

- 7.1 The sovereign debt crisis peaked in May 2010, initially prompted by major concerns over the size of the Greek government's total debt and annual deficit. However, any default or write down of Greek debt would have substantial impact on other countries, in particular, Portugal, Spain and Ireland. This crisis culminated in the EU and IMF putting together a €750bn support package in mid May. A second crisis, this time over Ireland, is currently in progress as at November 2010.
- 7.2 The unexpectedly high rate of growth in quarters 2 and 3 of 2010 in the UK and in the Euro zone in Q2 were driven by strong growth in the construction sector catching up from inclement weather earlier in the year and by other short term factors not expected to be enduring; general expectations are for anaemic (but not negative) growth in 2011 in the western world.

UK economy

- 7.3 Following the general election in May 2010, the coalition government has put in place an austerity plan to carry out correction of the public sector deficit over the next five years. The inevitable result of fiscal contraction will be major job losses during this period, in particular in public sector services. This will have a knock on effect on consumer and business confidence and appears to have also hit the housing market as house prices started on a negative trend during the summer and autumn of 2010. Mortgage approvals are also at very weak levels and declining, all of which indicates that the housing market is likely to be very weak next year.
- 7.4 **Economic Growth** – GDP growth is likely to have peaked in the current period of recovery at 1.2% in quarter 2 of 2010. The first estimate of +0.8% for quarter 3 was also unexpectedly high. However, the outlook is for anaemic growth in 2011/12 although the Bank of England and the Office for Budget Responsibility are forecasting near trend growth (2.5%) i.e. above what most forecasters are currently expecting.
- 7.5 **Unemployment** – the trend of falling unemployment (on the benefit claimant count) has now been replaced since July 2010 with small increases which are likely to be the start of a new trend for some years ahead of rising unemployment.
- 7.6 **Inflation and Bank Rate** – CPI has remained high during 2010. It peaked at 3.7% in April and has gradually declined to 3.1% in October (RPI 4.5%). Although inflation has remained stubbornly above the MPC's 2% target, the MPC is confident that inflation will fall back under the target over the next two years after another rise to an estimated 3.5% by the end of 2010.
- 7.7 The Bank of England finished its programme of quantitative easing (QE) with a total of £200bn in November 2009. However, major expectation that there could be a second round of quantitative easing in late 2010 or early 2011, to help support economic growth, has evaporated after the surprises of the Q3 GDP figure of +0.8% and the November Inflation Report revising the forecast for short term inflation sharply upwards.
- 7.8 Sector's view is that there is unlikely to be any increase in Bank Rate until the end of 2011.
- 7.9 **UK: AAA rating** – prior to the general election, credit rating agencies had been issuing repeated warnings that unless there was a major fiscal contraction, then the AAA sovereign rating was at significant risk of being downgraded. Sterling was also under major pressure during the first half of the year. However, after the Chancellor's budget on 22 June, Sterling strengthened against the US dollar and confidence has returned that the UK will retain its AAA rating. In addition, international

investors now view UK government gilts as being a safe haven from EU government debt. The consequent increase in demand for gilts has helped to add downward pressure on gilt yields and PWLB rates.

Sector's forward view

7.10 It is currently difficult to have confidence as to exactly how strong the UK economic recovery is likely to be, and there is a range of views in the market. There are huge uncertainties in all forecasts due to the major difficulties of forecasting the following areas:

- the speed of economic recovery in our major trading partners - the US and EU
- the danger of currency war and resort to protectionism and tariff barriers if China does not address the issue of its huge trade surplus due to its undervalued currency
- the degree to which government austerity programmes will dampen economic growth and undermine consumer confidence
- changes in the consumer savings ratio
- the speed of rebalancing of the UK economy towards exporting and substituting imports
- the potential for more quantitative easing, and the timing of this in both the UK and US, and its subsequent reversal
- the speed of recovery of banks' profitability and balance sheet imbalances and the consequent implications for the availability of credit to borrowers
- the potential for a major EU sovereign debt crisis which could have a significant impact on financial markets and the global and UK economy

7.11 The overall balance of risks is weighted to the downside and there is some risk of a double dip recession with companies and consumers preferring to pay off their debt, as opposed to increasing investment or spending more. This would create a downward spiral of falling demand, falling jobs and falling prices, although this is currently viewed as being a small risk.

7.12 Sector believes that the trend for gilt yields and PWLB rates in the longer run is for both to rise. This is due to the high volume of gilt issuance in the UK and the high volume of debt issuance in other major western countries.

8. Borrowing Strategy

8.1 It is not anticipated that the Council will need to borrow for capital purposes during 2011/12. However, there is a minor borrowing requirement of £283,000 for the current year, 2010/11, with respect to new build social housing within the HRA.

9. Annual Investment Strategy

Investment Policy

- 9.1 The Council will have regard to the CLG's Guidance on Local Government Investments ("the Guidance") and the 2009 revised CIPFA Treasury Management in Public Services Code of Practice and Cross Sectoral Guidance Notes ("the CIPFA TM Code"). The Council's investment priorities are: -
- (a) the security of capital and
 - (b) the liquidity of its investments.
- 9.2 The Council will also aim to achieve the optimum return on its investments commensurate with proper levels of security and liquidity. The risk appetite of this Council is low in order to give priority to the security of its investments.
- 9.3 In the light of the unprecedented events surrounding the Icelandic Banks, the Council agreed, on 4 December 2008, the following changes to its Treasury Management Strategy, (which will continue for 2011/12):
- To increase the maximum sum that can be invested with HSBC Bank Plc from £6m to £10m (subsequently increased to £12m by Council on 16 July 2009). This recommendation reflected (and continues to reflect) the increasing difficulty being experienced in the ability to place money with the market, allowing instead the Council the flexibility to retain short-term money with its own bank.
 - To set a maximum sum which may be invested with counterparties belonging to the same company group at 1.5 times the level for a single named institution on the Council's approved counterparty list (note: limit for a single named institution is currently £6m so company group limit would be £9m).
 - To suspend overseas financial institutions and their UK subsidiaries from the Council's Counterparty List pending the outcome relating to investments with Icelandic Banks.
- 9.4 Additional to the above, Council agreed, at its meeting of 16 July 2009, to remove the investment limit on the maximum sum that may be invested with the Government Debt Management Account Deposit Facility (DMADF). This will also continue for 2011/12.
- 9.5 The borrowing of monies purely to invest or on-lend and make a return is unlawful and this Council will not engage in such activity.
- 9.6 Investment instruments identified for use in the financial year are listed at paragraphs 9.13 & 9.14 under the 'Specified' and 'Non-Specified' Investments categories.

Creditworthiness policy

- 9.7 This Council uses the creditworthiness service provided by Sector. This service has been progressively enhanced over the last year and now uses a sophisticated modelling approach with credit ratings from all three rating agencies - Fitch, Moodys and Standard and Poors, forming the core element. However, it does not rely solely on the current credit ratings of counterparties but also uses the following as overlays: -
- credit watches and credit outlooks from credit rating agencies
 - Credit Default Swaps (CDS) spreads to give early warning of likely changes in credit ratings

- sovereign ratings to select counterparties from only the most creditworthy countries

(Note: CDS's are a kind of insurance scheme, within the money markets, where the price for insuring against a counterparty defaulting can be monitored, e.g. traders will want to buy protection, and hence the price will increase, when they think that the credit quality of a counterparty will decrease, and vice-versa. Often CDS's provide earlier warning signs of impending counterparty credit issues than would otherwise be the case if reliance was placed solely on the credit rating agencies).

- 9.8 This modelling approach combines credit ratings, credit watches and credit outlooks in a weighted scoring system which is then combined with an overlay of CDS spreads for which the end product is a series of colour code bands which indicate the relative creditworthiness of counterparties. These colour codes are also used by the Council to determine the duration for investments and are therefore referred to as durational bands. The Council is satisfied that this service now gives a much improved level of security for its investments. It is also a service which the Council would not be able to replicate using in-house resources.
- 9.9 The selection of counterparties with a high level of creditworthiness will be achieved by selection of institutions down to a minimum durational band within Sector's weekly credit list of worldwide potential counterparties. The Council will therefore use counterparties within the following durational bands :-

SECTOR creditworthiness service	
Colour	Duration bands
Purple	2 years
Blue	1 year (only applies to nationalised or semi nationalised UK Banks)
Orange	1 year
Red	6 months
Green	3 months
No Colour	Not to be used

- 9.10 This Council will not use the approach suggested by CIPFA of using the lowest rating from all three rating agencies to determine creditworthy counterparties as Moodys tend to be more aggressive in giving low ratings than the other two agencies. This would therefore be unworkable and leave the Council with few banks on its approved lending list. The Sector creditworthiness service does though, use ratings from all three agencies, but by using a risk weighted scoring system, does not give undue preponderance to just one agency's ratings.
- 9.11 Credit ratings will be monitored daily. The Council is alerted to changes in ratings from all three of the credit rating agencies through its use of the SECTOR Creditworthiness Service.

- If a downgrade results in the counterparty/ investment scheme no longer meeting the Council's minimum criteria, its further use as a new investment will be withdrawn immediately.
- In addition to the use of credit ratings, the Council will be advised of information in movements in the 'Credit Default Swap' (CDS) markets and other market data on a weekly basis. Extreme movements in this market may result in the downgrade of a counterparty or removal from the Council's counterparty list.

9.12 The Council will not place sole reliance on the use of this external service and will act to protect its interests should additional market data or information bring into question the current creditworthiness of any counterparty.

Specified Investments:

9.13 Specified investments are those identified as offering high security and high liquidity by reference to a formal credit rating. These are investments that are sterling denominated, with maturities up to a maximum of 1 year and which meet the minimum 'high' credit rating criteria where applicable.

Investment Instrument	Minimum 'High' Credit Criteria
Term deposits – UK Local Authorities	N/A
Term deposits – UK Police Authorities	N/A
Term deposits – UK Fire Authorities	N/A
Term deposits – UK Nationalised Industries	N/A
Term deposits – UK Passenger Transport Authorities	N/A
Debt Management Account Deposit Facility	N/A
Term deposits – UK Nationalised banks	In accordance with Sector's creditworthiness service (see above)
Term deposits – other UK banks and building societies	In accordance with Sector's creditworthiness service (see above)
Term deposits – UK subsidiaries of foreign institutions	where the parent company also meet our lending criteria and resides in a country with a sovereign credit rating of AAA

Non-Specified Investments

9.14 These are investments that, by definition, do not meet the conditions laid down in the above paragraph and potentially carry additional risk, e.g. lending for periods beyond one year.

Investment Instrument	Minimum Credit Criteria
Term deposits – UK Local Authorities	N/A
Term deposits – UK Police Authorities (with maturities in excess of 1 year)	N/A
Term deposits – UK Nationalised Industries (with maturities in excess of 1 year)	N/A
Term deposits – UK Passenger Transport Authorities (with maturities in excess of 1 yr)	N/A
Debt Management Account Deposit Facility (with maturities in excess of 1 year)	N/A
Term deposits – UK Nationalised banks (with maturities in excess of 1 year)	In accordance with Sector's creditworthiness service (see above)
Term deposits – other UK banks and building societies (with maturities in excess of 1 year)	In accordance with Sector's creditworthiness service (see above)
9.15 Term deposits – UK subsidiaries of foreign institutions (with maturities in excess of 1 year)	where the parent company also meet our lending criteria <u>and</u> resides in a country with a sovereign credit rating of AAA

February 2006, Council approved a recommendation to allow up to £5million of 'core' investments (i.e. sums that are likely to be needed in the short to medium term) to be invested for periods of up to 3 years. This was seen as likely to be beneficial on those occasions when an investment can be made in advance of a fall in medium to long-term interest rates. Having a strategy in place to take advantage of such situations, as and when they arise, provides the opportunity to enhance interest receipts.

The Council does not, currently, have any longer term investments as medium to long-term interest rates are not expected to fall any further but only to increase.

Current longer term Investments	Amount £	Maturity	Rate
NIL	NIL	N/A	N/A

Country limits (sovereign credit ratings)

9.16 As mentioned in paragraph 9.3, the Council has determined, in general, to suspend lending to overseas financial institutions and their UK subsidiaries from the Council's Counterparty List pending the outcome relating to investments with Icelandic Banks.

However, it subsequently agreed, at its meeting of 25 February 2010, to lend to UK subsidiaries of foreign institutions, but only where the parent company also meets the Council's lending criteria and resides in a country with a sovereign credit rating of AAA.

Counterparty List

9.17 The current counterparty list is shown in **Annex 3** to this report.

Investment Strategy

- 9.18 The Council manages its investments in-house. As in past years, any investment decision will have regard to the Council's cash flow requirements and the outlook for short/medium-term interest rates. There will, therefore, be a mix of maturity periods at any one time. The prudent commitment of funds will be a basic principle.

Interest rate outlook

- 9.19 Bank Rate has been unchanged at 0.50% since March 2009. SECTOR forecast it to commence rising in November 2011 and then to rise steadily from thereon. Forecasts for bank rate at financial year-ends are as follows:

- March 2011 0.50%
- March 2012 1.00%
- March 2013 2.25%
- March 2014 3.25%

There is a downside risk to these forecasts if recovery from the recession proves to be weaker and slower than currently expected.

- 9.20 The Council will avoid locking into longer term deals while investment rates are down at historically low levels unless attractive rates are available with counterparties of particularly high creditworthiness which make longer term deals worthwhile and within the risk parameters set by this council.
- 9.21 The average investment return for investments placed during 2011/12 is estimated at 0.70%.

Reviews of Treasury Management Activity for 2011/12

- 9.22 Council will receive both a mid-year and an annual report on its treasury management activities.
- 9.23 In addition, the Leader and Executive Councillor for Customer and Democratic Services will continue to receive a monthly update on treasury activity.

Policy on the use of external service providers

- 9.24 The Council uses Sector Treasury Services Ltd as its external treasury management advisers.
- 9.25 The Council recognises that responsibility for treasury management decisions remains with the organisation at all times and will ensure that undue reliance is not placed upon its external service providers.
- 9.26 The Council also recognises that there is value in employing external providers of treasury management services in order to acquire access to specialist skills and resources. It will therefore ensure that the terms of their appointment and the methods by which their value will be assessed are properly agreed and documented, and subjected to regular review.

Treasury Management Scheme of delegation

9.27 Please see Annex 4.

The Treasury Management Role of the section 151 officer

9.28 Please see Annex 5.

10. Minimum Revenue Provision (MRP) Policy Statement 2011/12

10.1 All Councils have to make prudent provision for the repayment of their external debt over a period which is reasonably commensurate with the useful life of the asset purchased. Statutory Instrument 2008 no. 414 s4 lays down that:

“A local authority shall determine for the current financial year an amount of minimum revenue provision that it considers to be prudent.”

However, there is no requirement to charge MRP where there is no external debt outstanding on the General Fund (note: MRP is not applicable to the HRA).

10.2 As this Council is currently debt free (in respect of the General Fund) and has no immediate plans to borrow externally to finance any General Fund capital expenditure in 2011/12, then there is no need for this Council to determine a MRP policy for the forthcoming year.

ANNEX 1

Explanatory notes on the Prudential and Treasury Indicators

Prudential Indicators

1 Capital expenditure and the incremental impact of capital investment decisions on council tax or average weekly housing rent

A fundamental indicator of the affordability of capital expenditure is the impact upon council tax or HRA housing rents. In considering the Capital Plan, the Council is required under the Prudential Code to have regard to:

- Affordability, e.g. implications for council tax
- prudence and sustainability, e.g. implications for external borrowing
- value for money, e.g. option appraisal
- stewardship of assets, e.g. asset management planning
- service objectives, e.g. strategic planning for the authority
- practicality, e.g. achievability of the forward plan.

2 Ratio of financing costs to net revenue stream

Financing costs are made up of interest payable on borrowings offset by interest receivable on investments. Calculations are done for both General Fund and HRA and the results expressed as a %age of net revenue stream (i.e. amounts to be met from government grants and local taxpayers).

3 Net borrowing requirement

CIPFA's Prudential Code for Capital Finance in Local Authorities includes as a key indicator of prudence:

"In order to ensure that over the medium term net borrowing will only be for a capital purpose, the local authority should ensure that net external borrowing does not, except in the short term, exceed the total of capital financing requirement in the preceding year plus the estimates of any additional capital financing requirement for the current and next two years.

(Note: Net external borrowing is borrowing less investments).

The Director of Resources reports that the Council should not have any difficulty meeting this requirement in the forthcoming or future years. This view takes into account current commitments, existing plans and the proposals in this budget report.

4 Capital Financing Requirement

The capital financing requirement measures the authority's underlying need to borrow for a capital (not revenue) purpose. It does not necessarily mean that borrowing will be undertaken.

Treasury Indicators

5 Authorised Limit and Operational Boundary (External Debt)

Although the Council is debt free, the Prudential Code recommends that authorities approve 2 sets of borrowing limits to cover for 1) the most likely scenario and 2) uncertain events; these limits are referred to as the 'operational boundary' limit and the 'authorised' limit respectively. Both sets of limits differentiate between 'borrowing' and 'other long term liabilities', such as finance leases.

These limits are estimated after taking into account the Council's plans for capital expenditure, its capital financing requirement, and estimates of cashflow for all purposes.

6 Upper limits on fixed and variable interest rate exposures

The effect of setting these upper limits is to provide ranges within which the authority will manage its exposures to fixed and variable rates of interest. Once again, interest on borrowing (where required) is offset by interest on investments. The Council does not, currently, have any debt (apart from the £283k proposed for the HRA in 2010/11) but has a considerable amount of investments at fixed rates. The figures shown are absolute figures in £'s.

7 Investments for periods longer than 364 days

The Prudential Code obliges Councils, who plan to invest for periods longer than 364 days, to set an upper limit for such sums in each financial year. The purpose of such limits is for the Council to contain its exposure to the possibility of losses arising as a result of it having to seek early repayment or redemption of these investments.

Interest Rate Forecasts

The data below shows a variety of forecasts published by a number of institutions. The first three are individual forecasts including those of UBS and Capital Economics (an independent forecasting consultancy). The final one represents summarised figures drawn from the population of all major City banks and academic institutions.

The forecast within this strategy statement has been drawn from these diverse sources and officers' own views.

Individual Forecasts

Sector interest rate forecast – 12 November 2010

	Dec 10	Mar 11	Jun 11	Sep 11	Dec 11	Mar 12	Jun 12	Sep 12	Dec 12	Mar 13	Jun 13	Sep 13	Dec 13	Mar 14
Bank Rate	0.50%	0.50%	0.50%	0.50%	0.75%	1.00%	1.25%	1.50%	1.75%	2.25%	2.75%	3.00%	3.25%	3.25%
5yr PWLB rate	3.00%	3.00%	3.10%	3.20%	3.30%	3.50%	3.80%	4.10%	4.30%	4.40%	4.50%	4.70%	4.90%	5.00%
10yr PWLB rate	4.10%	4.10%	4.10%	4.20%	4.30%	4.40%	4.60%	4.80%	4.90%	5.00%	5.10%	5.20%	5.30%	5.40%
25yr PWLB rate	5.00%	5.10%	5.20%	5.30%	5.30%	5.40%	5.40%	5.40%	5.50%	5.50%	5.50%	5.60%	5.70%	5.70%
50yr PWLB rate	5.10%	5.20%	5.30%	5.40%	5.40%	5.50%	5.50%	5.50%	5.60%	5.60%	5.60%	5.60%	5.70%	5.70%

Capital Economics interest rate forecast – 8 November 2010

	Dec 10	Mar 11	Jun 11	Sep 11	Dec 11	Mar 12	Jun 12
Bank Rate	0.50%	0.50%	0.50%	0.50%	0.50%	0.50%	0.50%
5yr PWLB rate	2.50%	2.50%	2.50%	2.50%	2.50%	2.50%	2.50%
10yr PWLB rate	3.75%	3.75%	3.75%	3.75%	3.75%	3.75%	3.75%
25yr PWLB rate	4.80%	4.80%	4.80%	4.80%	4.80%	4.80%	4.80%
50yr PWLB rate	5.00%	5.00%	5.00%	5.00%	5.00%	5.00%	5.00%

UBS interest rate forecast (for quarter ends) – 20 October 2010

	Dec 10	Mar 11	Jun 11	Sep 11	Dec 11
Bank Rate	0.50%	0.50%	0.50%	0.75%	1.00%
10yr PWLB rate	4.00%	4.10%	4.30%	4.50%	4.60%
25yr PWLB rate	5.10%	5.10%	5.10%	5.20%	5.30%
50yr PWLB rate	5.10%	5.20%	5.20%	5.30%	5.40%

Survey of Economic Forecasts**HM Treasury – October 2010**

The current Q4 2010 and 2011 forecasts are based on the October 2010 report. Forecasts for 2010 – 2014 are based on 32 forecasts in the last quarterly forecast – in August 2010.

BANK RATE FORECASTS	actual	Quarter ended		Annual average Bank Rate			
		Q4 2010	Q4 2011	Average 2010	Average 2011	Average 2012	Average 2013
Median	0.50%	0.50%	0.90%	0.50%	1.00%	1.90%	2.80%
Highest	0.50%	0.80%	3.20%	0.60%	2.10%	3.10%	4.10%
Lowest	0.50%	0.50%	0.50%	0.50%	0.50%	0.50%	0.50%

Treasury Management - Counterparty List at 1st December 2010**ANNEX 3**

Institution Category	Minimum "High" Credit Criteria
All UK Local Authorities	N/A
All UK Passenger Transport Authorities	N/A
All UK Police Authorities	N/A
All UK Fire Authorities	N/A
All UK Nationalised Industries	N/A
Debt Management Account Deposit Facility	N/A
UK Nationalised Banks	In accordance with SECTOR's creditworthiness service (see below)
Other UK Banks & Building Societies	
UK Subsidiaries of Foreign Institutions	
	Where the parent company both meets our lending criteria, <u>and</u> resides in a country with a sovereign rating of AAA

The following countries currently have a sovereign rating of AAA:

Canada, Denmark, Finland, France, Germany, Luxembourg, Netherlands, Norway, Singapore, Sweden, Switzerland, United Kingdom, United States.

Sector Creditworthiness Service - colour duration bands

Colour	Maximum Investment Period
Purple	2 years
Blue	1 year (only applies to nationalised or semi-nationalised UK Banks)
Orange	1 year
Red	6 months
Green	3 months
No Colour	Not to be used

Current Counterparty List

The full listing of approved counterparties is shown below (together with the category under which the counterparty has been approved):

Name	Colour	Category
All UK Local Authorities	N/A	Local Authority
All UK Passenger Transport Authorities	N/A	Passenger Transport Authority
All UK Police Authorities	N/A	Police Authority
All UK Fire Authorities	N/A	Fire Authority
All UK Nationalised Industries	N/A	Nationalised Industry
Debt Management Account Deposit Facility	N/A	DMADF
Barclays Bank Plc	Red	UK Bank
HSBC Bank Plc	Orange	UK Bank
Standard Chartered Bank	Red	UK Bank
Bank of Scotland Plc	Blue	UK Nationalised Bank
Lloyds TSB Bank Plc	Blue	UK Nationalised Bank
National Westminster Bank Plc	Blue	UK Nationalised Bank
The Royal Bank of Scotland Plc	Blue	UK Nationalised Bank
Ulster Bank Ltd	Blue	UK Nationalised Bank

Due to the recent reduction in the Sovereign rating of Spain from AAA to AA+, Santander UK Plc (a UK subsidiary of the Santander Group) has been removed from the counterparty list.

ANNEX 4

Treasury Management Scheme of Delegation

Council

- a) Approval of reports on treasury management policies, practices, activities and performance and any subsequent amendments to the organisation's adopted clauses on treasury management.
- b) Approval of the annual treasury management strategy.
- c) Approval of the division of responsibilities.

The Leader

- d) Receiving and reviewing regular monitoring reports and acting on recommendations
- e) Approving the selection of external service providers and agreeing terms of appointment

Strategy & Resources Scrutiny Committee

- f) Reviewing the treasury management policy and procedures and making recommendations to Council.
- g) Receiving and reviewing the regular monitoring reports from the Director of Finance.

ANNEX 5

The Treasury Management Role of the Section 151 Officer

The S151 (responsible) officer

1. Recommending clauses, treasury management policy/practices for approval, reviewing the same regularly and monitoring compliance
2. Submitting regular treasury management policy reports
3. Submitting budgets and budget variations
4. Receiving and reviewing management information reports
5. Reviewing the performance of the treasury management function
6. Ensuring the adequacy of treasury management resources and skills and the effective division of responsibilities within the treasury management function
7. Ensuring the adequacy of internal audit and liaising with external audit
8. Recommending the appointment of external services provider

Treasury Management Counterparty List at 1st December 2010**Appendix M (c)****Changes to Counterparty List:****Deletions:****UK Banks**

Santander UK plc

Due to the recent reduction in the Sovereign rating of Spain from AAA to AA+, Santander UK Plc (a UK subsidiary of the Santander Group) have been removed from the counterparty list.

Additions:**UK Banks**

Name	Colour	Category
Bank of Scotland Plc	Blue	UK Nationalised Bank
Lloyds TSB Bank Plc	Blue	UK Nationalised Bank
National Westminster Bank Plc	Blue	UK Nationalised Bank
The Royal Bank of Scotland Plc	Blue	UK Nationalised Bank
Ulster Bank Ltd	Blue	UK Nationalised Bank

Revised Counterparties List at 1 December 2010

Institution Category	Minimum "High" Credit Criteria
All UK Local Authorities	N/A
All UK Passenger Transport Authorities	N/A
All UK Police Authorities	N/A
All UK Fire Authorities	N/A
All UK Nationalised Industries	N/A
Debt Management Account Deposit Facility	N/A
UK Nationalised Banks	In accordance with SECTOR's creditworthiness service (see below)
Other UK Banks & Building Societies	In accordance with SECTOR's creditworthiness service (see below)
UK Subsidiaries of Foreign Institutions	Where the parent company both meets our lending criteria, and resides in a country with a sovereign rating of AAA

The following countries currently have a sovereign rating of AAA:

Canada, Denmark, Finland, France, Germany, Luxembourg, Netherlands, Norway, Singapore, Sweden, Switzerland, United Kingdom, United States.

Sector Creditworthiness Service - colour duration bands

Colour	Maximum Investment Period
Purple	2 years
Blue	1 year (only applies to nationalised or semi-nationalised UK Banks)
Orange	1 year
Red	6 months
Green	3 months
No Colour	Not to be used

Current Counterparty List

The full listing of approved counterparties is shown below (together with the category under which the counterparty has been approved):

Name	Colour	Category
All UK Local Authorities	N/A	Local Authority
All UK Passenger Transport Authorities	N/A	Passenger Transport Authority
All UK Police Authorities	N/A	Police Authority
All UK Fire Authorities	N/A	Fire Authority
All UK Nationalised Industries	N/A	Nationalised Industry
Debt Management Account Deposit Facility	N/A	DMADF
Barclays Bank Plc	Red	UK Bank
HSBC Bank Plc	Orange	UK Bank
Standard Chartered Bank	Red	UK Bank
Bank of Scotland Plc	Blue	UK Nationalised Bank
Lloyds TSB Bank Plc	Blue	UK Nationalised Bank
National Westminster Bank Plc	Blue	UK Nationalised Bank
The Royal Bank of Scotland Plc	Blue	UK Nationalised Bank
Ulster Bank Ltd	Blue	UK Nationalised Bank

Project Plan Approved Items – Summary

Appendix N

(i) Capital Schemes

Capital Ref	Description	Lead Officer	Project Approval	2010/11	2011/12	2012/13	2013/14	2014/15	Comments
SC033B	CCTV Street Lighting	A Preston	47	40	0	0	0	0	Held in reserve for implementation of lighting strategy in association with the County Council. Additional £6k external contribution received.
SC072	Poster Boards	N Jones	33	6	0	0	0	0	Approved City Board 29/3/99. Funded from use of reserves. Work almost complete. Funding for Phase 2 approved at 31/01/00 City Board. Additional £13k approved City Board 29/1/01
SC106	Enhance Existing Community Facilities - East Chesterton	K Hay	145	27	0	0	0	0	Approved at City Board 29/1/01. Funded from use of reserves. £100k transferred from SC105 - approved at City Board 9/7/01. Grant of £100k awarded to St. George's Church for hall refurbishment. Budget reduced by £5k 08/9 Outturn.
SC121	Sports Development	I Ross	332	8	0	0	0	0	Earmarked fund set up for further developmts from underspend on Parkside Pool Dev. (£403,062). Apprd at City Board 26/3/01. Report to June 2001 CD&L Committee. £110k in 2004/05 tfr'd to SC206. Addl £39k funding from Sport England Nov 06.
SC159	Midsummer Common - Access & Path Re-enforcement	I Ross	55	0	0	0	0	0	Approved July 03 £55k funded from S106 scheme.
SC163	Compulsory Purchase Orders (CPOs)	S Anderson	1,336	400	0	0	0	0	£200k approved at City Board 9/7/01. £435k approved at Strategy Scrutiny 28/01/03. Funded from Usable Capital Receipts

Capital Ref	Description	Lead Officer	Project Approval	2010/11	2011/12	2012/13	2013/14	2014/15	Comments
SC192	Development Land on the North Side of Kings Hedges Road	P Doggett	5,568	268	360	0	0	0	Appr Strategy Nov 03 £22k Property Strategy Fund. £64k PSF for Stamp duty appr Jan 04. Add £11k appr Jan 06. 0 Cap rec £2155k to purch land. MTS July 06 appr £1838 from Cap Rec. £20k appr Jan 07. Add £20k app Jul 09 £538k appr MTS 09.
SC210	Hard Surface Cherry Hinton Hall Car Park	I Ross	68	4	0	0	0	0	Funded from S106 (£50k) and R&R (£18k). Project Appraisal to Community Development & Leisure Scrutiny 29 April 04.
SC215	Christs Piece - Trees/Landscaping	A French	11	9	0	0	0	0	Funded from S106
SC216	Nightingale Avenue - MUGA	I Ross	205	38	0	0	0	0	Funded from S106. Project appraisal approved 6.7.06 £60k. Extended project approved Aug 09 with additional £145k S106 funding.
SC221a	Lion Yard - Contribution to Works	P Doggett	2,784	280	0	0	0	0	App 9/9/04, £1m UCR. Add £2,610k MTS 06 LABGI. Since approved at Council 2008 - Project refiled and contribution to Phase 2 approved at Full Council 21/02/08. £484k transferred to Phase 2 MTS 10.
SC221b	Lion Yard - Contribution to Works Phase 1+	P Doggett	641	50	638	0	0	0	Approved S&R 1/9/08.
SC221c	Lion Yard - Contribution to Works - Phase 2	P Doggett	942	0	0	942	0	0	Approved at Full Council 21/02/08 (See SC221a). £484k transferred from SC221a MTS 10.
SC226	Refurbishment of Play Areas - Numerous (NOV 04) Church End, Coleridge, Ditton Fields, Ramsden Square, Queen Edith's	I Ross	254	13	0	0	0	0	Approved Scrutiny 18.11.04. £236k S106 funded. Additional £18k approved July 08.
SC234	Histon Road Cemetery Landscaping	A Wilson	31	11	0	0	0	0	Approved at Env Scrutiny 16.11.04. £31.8k S106 funded. Moved from Bereavement to Active Comms 01.04.08

Capital Ref	Description	Lead Officer	Project Approval	2010/11	2011/12	2012/13	2013/14	2014/15	Comments
SC240	Barnwell West Nature Reserve	E Selway	2	0	0	0	0	0	\$106 funded
SC282	Kettle's Yard	G Saxby	40	40	0	0	0	0	Council contribution to Kettle's Yard extension programme. Timing of contribution will be dependent on other funding agencies' timescales
SC283	City Centre Youth Venue	K Hay	100	100	0	0	0	0	Approved at July 2005 Committee £20k funded from S106. Budget reduced by £50k MTS 2010. Further £130k funding approved from S106 6.07.06, subject to project appraisal.
SC289	Storage receptacles for residents with white sack refuse	J Robertson	12	6	0	0	0	0	Approved at Scrutiny 10.1.06 £11.5k funded from Other Sources
SC312	Automated Energy Monitoring System	J Stocker	35	23	0	0	0	0	Approved at Scrutiny 17.1.06 £35k funded from Reserves.
SC329	Corporate Document Management (DIP & EDRM)	J Nightingale	978	521	0	0	0	0	Included in MTS July 2006. Funding from HRA £147k, Efficiency Fund £172k, E/R £300, UOR £288k, TIF £71.
SC335	Customer Access Strategy - IT Workstream	C Bolton	773	288	0	0	0	0	CAS approved MTS July 06. See SC328.
SC337	Customer Access Strategy - Telecommunications	C Bolton	190	15	0	0	0	0	CAS approved MTS July 06. See SC328.
SC338	Customer Access Strategy - Web Development	A Perry	35	12	0	0	0	0	CAS approved MTS July 06. See SC328.
SC342	Guildhall Working Party Project	J Stocker	1,197	73	0	0	0	0	Approved CS&R Committee 14.11.06 £600 from Use of Reserves and £13k Other. Additional LABGI funding £567k MTS Sept 08. Additional £17k R&R.
SC346	Equipment for Eastern Gate Court Community Centre	K Hay	90	90	0	0	0	0	£90k approved at Scrutiny Committee 6.7.06 funded from S106.

Capital Ref	Description	Lead Officer	Project Approval	2010/11	2011/12	2012/13	2013/14	2014/15	Comments
SC347	Histon Road - Refurbishment of play area	I Ross	75	25	0	0	0	0	Funded from S106. Project Appraisal approved £75k - Non Key Decision Nov 06
SC348	Allotment Improvements	I Ross	34	17	0	0	0	0	£29k funded from S106 transferred from various Allotment improvements schemes (SC94, SC154 & SC182). Additional £5k approved 2008/09 Outturn.
SC349	Fencing and Security at Jesus Green Pool	I Ross	30	30	0	0	0	0	Approved Jan 07 Committee. £30k funded from R&R.
SC350	Improvements to pump out facility at Jesus Green	A Wilson	60	4	0	0	0	0	Approved at January 07 Committee. £20 funded from R&R, £40 from Use of Reserves.
SC351	Memorial Choice	T Lawrence	110	60	0	0	0	0	£100k from Use of Reserves approved at January 07 Committee. Additional £10k funding approved 2007/08 Outturn.
SC353	Grafton East Car Park refurbishment	P Necus	2,400	0	0	0	0	0	Phase 1 approved Scrutiny Committee 16.1.07 £140k from R&R, £10k UOR. Phase 2 transferred from Hold List MTS 2007 - further £2,250k from UOR.
SC354	Guildhall Power Circuits Renewal	J Stocker	60	45	0	0	0	0	Approved at Council 14.2.07 £60 funded from UOR.k
SC356	Cambridge Northern Fringe East - Development Appraisal	P Doggett	20	0	0	0	0	0	£20k approved at Council 14.2.07, funded by the Property Strategy Fund.
SC361	Disabled Access and Facilities - Guildhall Halls	G Saxby	80	0	80	0	0	0	£80k approved at Council 14.2.07 funded from UOR.
SC362	Lighting and Power in Committee Rooms	J Stocker	15	15	0	0	0	0	£15k approved at Council 14.2.07 funded from UOR.
SC366	Green Parking Bays	P Necus	5	5	0	0	0	0	£5k approved by Council 14.2.07 funded from LAPE surplus.
SC368	GIS Phase 2 & 3	P Boucher	57	19	0	0	0	0	£38k for Phase 2 and £19k for Phase 3 approved by Council 14.2.07. £39k funded from PDG, £19k from TIF (funding now HPDG)

Capital Ref	Description	Lead Officer	Project Approval	2010/11	2011/12	2012/13	2013/14	2014/15	Comments
SC379	Mercury Abatement	T Lawrence	2,023	25	1,990	0	0	0	From Hold List MTS 07. £2,023k - funded £1,500 UOR, £58 R&R, £466 Other. (inc irrecoverable VAT)
SC383	Replacement of Carpet & Shock Pad on the Astroturf at Abbey Pool	I Ross	200	0	0	0	0	0	Approved at Council 21/02/08. £200k funded from Reserves (50k) & R&R (£150k).
SC384	Improvements to Abbey Leisure Complex	I Ross	140	0	0	0	0	0	Approved at Council 21/02/08. £120k funded from Reserves (£100k) & R&R (£20k).
SC385	Energy Efficiency Programme - Meadows	K Hay	62	32	0	0	0	0	Approved at Council 21/02/08. £48k funded from Reserves. Additional £14k approved on appraisal 24.07.09.
SC386	HMOs - Management Orders	S Anderson	50	50	0	0	0	0	Approved at Council 21/02/08. £50k funded from Temporary Use of Reserves.
SC390	Improving Recycling Volumes from Admin Buildings	J Stocker	28	14	0	0	0	0	Approved at Council 21/02/08. Funded from Reserves. £10k transferred from SC389 Aug 2008.
SC391	La Mimosa Punting Station	P Doggett	10	10	0	0	0	0	Approved at Council 21/02/08. Funded from Use of Reserves. Project Appraisal to Strategy & Resources 21/01/08.
SC396	Ravensworth Gardens - Remedial & Improvement Work	D Kaye	25	25	0	0	0	0	Approved at Council 21/02/08. Funded from Reserves.
SC403	Improvements to the Riverbanks on Jubilee Gardens, Jesus Green, Midsummer Common & Stourbridge Common	I Ross	71	0	0	0	0	0	Project Appraisal approved at Community Services Scrutiny Cttee 10 April 2008. Funded from R&R.
SC404	Play Boat	K Hay	122	137	0	0	0	0	Funded by Big Lottery. Additional £35k S106 funding approved July 2010.

Capital Ref	Description	Lead Officer	Project Approval	2010/11	2011/12	2012/13	2013/14	2014/15	Comments
SC405	Improvements to play areas & open space at land behind St Matthews Street	I Ross	120	120	0	0	0	0	Project Appraisal approved at Community Services Scrutiny Cttee 24 July 2008. Funded from S106 & R&R.
SC406	The Junction Development Programme	K Hay	130	130	0	0	0	0	Project Appraisal approved at Community Services Scrutiny Cttee 24 July 2008. £130k funded from S106.
SC409	Romsey Recreation Ground Play & Recreation Facilities	I Ross	160	0	0	0	0	0	Approved Scrutiny Committee 13.11.08 - £145k S106, £15k R&R.
SC410	Mill Road Cemetery	A Wilson	50	44	0	0	0	0	Approved November Scrutiny 2008 - £49 Heritage Lottery, £1 Trustees.
SC413	Urban Adventure Play Projects	K Hay	55	25	0	0	0	0	Approved Council 26.2.09, £55k Deferred Capital.
SC414	Landlord Accreditation Scheme	Y O'Donnell	100	96	0	0	0	0	Approved Council 20.2.09, £100k Other Sources (East of England RA).
SC416	UNiform e-consultee Access Module	P Boucher	15	10	0	0	0	0	Approved Council 26.2.09, £15k from H&PDG.
SC417	Development of UNiform System	P Boucher	15	14	0	0	0	0	Approved Council 26.2.09, £15k from H&PDG.
SC420	Corrosion Monitoring System at Park Street	P Necus	47	47	0	0	0	0	Approved Council 26.2.09, £47k from LAPE.
SC421	E&P Server Replacements	P Boucher	55	7	0	0	0	0	Approved Council 26.2.09, £70k from R&R.
SC423	Recycling Bins for Flats	J Robertson	185	156	0	0	0	0	Approved Council 26.2.09, £185k from UOR.
SC427	Oracle Financials Server	J Minns	67	67	0	0	0	0	Approved Council 26.2.09, £67k from R&R
SC429	Telephony System Upgrade	J Nightingale	70	70	0	0	0	0	Approved Council 26.2.09, £70k from R&R.
SC432	Mill Road Cemetery Memorial Artwork	A Preston	62	62	0	0	0	0	£62k from S106 approved Environment Scrutiny 23.6.09.

Capital Ref	Description	Lead Officer	Project Approval	2010/11	2011/12	2012/13	2013/14	2014/15	Comments
SC433	Snowy Farr Memorial Artwork	A Preston	70	70	0	0	0	0	£70k from S106 approved Environment Scrutiny 23.6.09.
SC434	Floodlit Astro turf - Chesterton Community College and Netherhall School	I Ross	270	270	0	0	0	0	£20k from S106 approved at Community Services Scrutiny July 09. Project Appraisal with extended scheme approved 5.10.09 with additional £250k funded from S106.
SC435	Biodiversity Projects Year 2&3	E Selway	99	72	0	0	0	0	Approved Scrutiny Committee 23 June 2009, funded from Housing Growth Fund. Budget reduced to reflect revised allocation, see Feb 2010 BSR report.
SC436	Pye's Pitch Rec Facilities	I Ross	100	100	0	0	0	0	£100k approved by Community Services Committee 25.6.09 funded from S106.
SC437	Secure Mobile Virtual Private Network	J Nightingale	9	3	0	0	0	0	Approved MTS October 2009, £9k from TIF.
SC439	LED Lighting - Grand Arcade Annex Car Park	P Necus	120	120	0	0	0	0	£120k approved MTS October 2009. Climate Change Fund £100k, LAPE Surplus £10k, R&R £10k.
SC440	King George V Rec Ground (consolidated)	K Hay	458	42	0	0	0	0	Consolidation of SC334 and SC402 agreed Scrutiny Committee 8.10.09 with additional funding £203k S106 and £22 External funding.
SC441	Sheeps Green Canoe Clubhouse Extension	I Ross	160	195	0	0	0	0	Approved Scrutiny 8 October 2009 £80k from S106 and £80k Other Sources.
SC444	Development Control Public Access & 1APP Connector	P Boucher	22	0	0	0	0	0	£22k approved at Council February 2010 funded from R&R.
SC445	Monitors for use with Document Management System	P Boucher	30	30	0	0	0	0	£30k approved at Council February 2010 funded from HPDG.
SC446	Additional Pay machine for Queen Anne Terrace Car Park	P Necus	15	15	0	0	0	0	£15k approved at Council February 2010, funded from ER.

Capital Ref	Description	Lead Officer	Project Approval	2010/11	2011/12	2012/13	2013/14	2014/15	Comments
SC447	Low Carbon Communities Challenge	S Pidgeon	500	0	0	0	0	0	£500k approved at Council February 2010. Funded by external grant.
SC448	Rebuild Grafton West Car Park Wall at Salmon Lane	P Necus	100	100	0	0	0	0	£100k approved at Council February 2010, funded from R&R.
SC449	Holy Trinity War Memorial Shelter	J Preston	24	24	0	0	0	0	£24k approved at Council February 2010. £9k funding transferred from PR10, £5k DRF and £10k external grant.
SC450	Changing Facilities at Cherry Hinton Village Centre	I Ross	70	70	0	0	0	0	Approved outside Budget Cycle, £60k from S106 and £10k R&R.
SC451	Green End Road Play Area Improvements	I Ross	70	70	0	0	0	0	Approved outside budget Cycle, £70k from S106
SC452	Climbing Wall at Kelsey Kerridge Sports Centre	I Ross	60	90	0	0	0	0	Approved outside Budget Cycle. £60k from S106.
SC453	Upper River Cam Biodiversity Project	E Selway	130	107	23	0	0	0	Approved outside Budget Cycle, £130k funded from S106.
SC454	Logans Meadow Swift Tower	G Belcher	35	35	0	0	0	0	Approved outside budget Cycle, £35 from S106.
SC455	Logans Meadow LNR Extension	G Belcher	190	25	165	0	0	0	Approved outside Budget Cycle, £190k from S106.
SC456	Coldhams Common LNR Extension	G Belcher	62	26	25	6	5	0	Approved outside Budget Cycle. Funded by transfer of £13k S106 from SC240, transfer of £2k Reserves from PR022 and further £27k S106 and £20k grant from DEFRA.
SC457	Voltage Optimisation Guildhall Trial	J Stocker	18	18	0	0	0	0	Urgent Decision April 2010. £18k approved from Climate Change Fund.
SC458	Capita Re-Licence	J Frost	61	61	0	0	0	0	£61k approved as Urgent Decision 22.4.10. £46k from R&R, £15k transfer from SC335.
SC459	Elections Software	G Clift	23	23	0	0	0	0	Urgent Approval June 10. £23k funded £16k R&R and £7k DRF.

Capital Ref	Description	Lead Officer	Project Approval	2010/11	2011/12	2012/13	2013/14	2014/15	Comments
SC460	Kings Hedges Learners Pool Electricity	I Ross	25	25	0	0	0	0	Approved Council 22.7.10 £25 funded from R&R.
SC461	Jesus Green Skatepark Upgrade	I Ross	65	65	0	0	0	0	Approved Council 22.7.10 £65k funded from S106.
SC464	Grey Water Recycling at Mill Road Depot	J Church	39	39	0	0	0	0	Approved Council 22.7.10 £39k. £36 funded from Climate Change Fund and £3k from R&R.
SC465	Upper River Cam Biodiversity Public Art	N Black	29	0	29	0	0	0	Approved MTS Nov 2010 £29k from S106
SC466	Air Monitoring Equipment	J Dicks	120	0	120	0	0	0	Approved MTS Nov 2010 £120k funded £99 R&R and £21 DEFRA Grant
SC467	Lammas Land Play Area	I Ross	20	20	0	0	0	0	Approved as Urgent Decision October 2010, £20k from S106
SC468	Vie Play Area	I Ross	30	30	0	0	0	0	Approved as Urgent Decision October 2010, £30k from S106
SC469	Vie Public Open Space	I Ross	175	175	0	0	0	0	Approved by Leader as Urgent Decision October 2010, £175k from S106.
SC470	Markets Improvement Plan - Replacement of Market Sheets	A White	23	23	0	0	0	0	Approved by Leader as Urgent Decision
SC510	Chip & Pin Upgrade in Car Parks	P Necus	80	40	40	0	0	0	Approved by Leader as Urgent Decision
SC511	Route Optimisation Software	C Hipwood	15	15	0	0	0	0	Approved by Leader as Urgent Decision
	Capital-GF Projects		26,029	5,681	3,470	948	5	0	

(ii) Capital Programmes

Capital Ref	Description	Lead Officer	Project Approval	2010/11	2011/12	2012/13	2013/14	2014/15	Comments
PR001	Housing Capital Investment Programme	J Hovells		17,233	12,185	7,833	7,932	8,034	Detailed review of schemes is undertaken by Housing Committee.
PR001a	Housing Capital Investment Programme S106 Funded	J Hovells		0	0	0	0	0	Programme of Section 106 spend on affordable housing
PR003	City Centre Management Programme	E Thornton	174	46	0	0	0	0	Since approved at Council 2008 - Funding for programme timescales revised to run through until 2010/11, resources for 2011/12 transferred to available funding as approved at Full Council 21/02/08.
PR006	Safer City Programme	L Kilkelly	302	22	0	0	0	0	Three year extension of programme approved at City Board 31/01/00. Three year extension of programme approved at Strategy Scrutiny 28/01/03. Extn to programme to 2009/10 £50k pa.
PR007	Cycleways	C Rankin		451	0	0	0	0	Since approved at Council 2008 - Funding for programme timescales revised to run through until 2010/11, resources for 2011/12 transferred to available funding as approved at Full Council 21/02/08.
PR010	Environmental Improvements Programme	D Foley-Norman		105	0	0	0	0	Scheme apprvd 8/5/00 City Board, was shown as SC90. Additional £150k pa apprvd at City Board 29/1/01. Funding for prog timescales revised to run through until 10/11. Resources for 11/12 trf'd to avail funding as apprvd at Full Council 21/02/08

Capital Ref	Description	Lead Officer	Project Approval	2010/11	2011/12	2012/13	2013/14	2014/15	Comments
PR010a	Environmental Improvements Programme - North Area	D Foley-Norman		191	0	0	0	0	Budget now allocated to area committees. Funding for programme timescales revised to run through until 2010/11, resources for 2011/12 transferred to available funding as approved at Full Council 21/02/08.
PR010b	Environmental Improvements Programme - South Area	D Foley-Norman		155	0	0	0	0	Budget now allocated to area committees. Funding for programme timescales revised to run through until 2010/11, resources for 2011/12 transferred to available funding as approved at Full Council 21/02/08.
PR010c	Environmental Improvements Programme - West/Central Area	D Foley-Norman		175	0	0	0	0	Budget now allocated to area committees. Funding for programme timescales revised to run through until 2010/11, resources for 2011/12 transferred to available funding as approved at Full Council 21/02/08.
PR010d	Environmental Improvements Programme - East Area	D Foley-Norman		376	0	0	0	0	Budget now allocated to area committees. Funding for programme timescales revised to run through until 2010/11, resources for 2011/12 transferred to available funding as approved at Full Council 21/02/08.
PR010di	Environmental Improvements Programme - Riverside/Abbey Road Junction	D Foley-Norman		577	0	0	0	0	Initial design fees (£60k) to be funded from contribution from East Area EIP. Further £578k approved Feb 2010. £214 from S106, £140 from Cycleways programme & £224 from Env. Improvement Programme.
PR010j	Environmental Improvements Programme - Fitzroy/Burleigh Street	D Foley-Norman		183	0	0	0	0	£184k approved at Council February 2010. Funded £72k from S106, £100k from West/Central EIP, & £12k from Env. Safety Fund.
PR010k	Environmental Improvements Programme - Wulfstan Way Local Centre	A Preston	174	174	0	0	0	0	Project within EIP approved October 2010. £101k transferred from PR010b, £29k from PR014 and additional £44k funded from S106.

Capital Ref	Description	Lead Officer	Project Approval	2010/11	2011/12	2012/13	2013/14	2014/15	Comments
PR014	Environmental Safety Fund	D Foley-Norman		25	0	0	0	0	Approved at City Board 9/7/01. Agreed at Environment Scrutiny 11/11/03 that fund be used to improve street lighting in those areas with highest violent crime figures.
PR016	Public Conveniences	B Kerry		147	0	0	0	0	Since approved at Council 2008 - Addl £6k for Rainwater Harvesting funded from reserves & £110.9k for addl expenditure on Chesterton Road WCs funded from £69.4k Reserves, £40k Reserves & £1.5k Other. Also Romsey Rec £150k funded from S106.
PR017	City Services - Vehicle Replacement Programme	D Cox		1,350	1,420	540	960	750	Apprvd C/Bd 29/01/01 funded from R&R. Further apprvls at C/Bd 26/11/01. Ext of prog apprvd in 03/04 MTS. £338.5k 03/04 apprvd 28/01/03. £95k Refuse Veh. apprvd at Strat. 7/7/03. £338k apprvd Strat. 26/1/04. Tfr'd 2 PVCu vans from 05/06 Co
PR018	Bus Shelters	A Preston	250	166	55	0	0	0	Approval at Strategy Scrutiny 26/1/04. Four year prog to 2007/08. Funded from use of reserves. Further funding approved Scrutiny 10.1.06 to 2011/12 funded from Reserves. Addl £30k per annum funded from Reserves, apprvd at Council 21/02/08.
PR019	Car Parks Infrastructure and Equipment Replacement Programme	P Necus	1,748	96	630	269	244	789	R&R Programme approved MTS 2006. Schemes 292, 298, 299, 302, 303, 304, & 305 transferred to Programme.
PR020	ICT Infrastructure Programme	J Nightingale	2,470	811	520	300	560	540	Programme of £960k over 5 years from 2006/07 funded from R&R approved MTS July 2006. £580 transferred to specific projects Nov 06. Programme extended to 2013/14 MTS 2009. Further £1810k R&R funding approved Feb 10.
PR022	Local Nature Conservation	G Belcher	30	4	0	0	0	0	Approved at Council 21/02/08. Funded from Reserves.

Capital Ref	Description	Lead Officer	Project Approval	2010/11	2011/12	2012/13	2013/14	2014/15	Comments
PR023	Admin Buildings Asset Replacement Programme	J Stocker	427	179	68	52	41	70	Approved at Council 21/02/08. Funded from R&R.
PR024	Commercial Properties Asset Replacement Programme	J Stocker	421	60	272	90	80	0	Approved at Council 21/02/08. Funded from R&R.
PR025	New Town Community Development Capital Grants Programme	K Hay	130	125	0	0	0	0	Project Appraisal approved at Community Services Scrutiny Cttee 24 July 2008. Funded from S106
	Capital-Programmes		6,126	22,650	15,150	9,084	9,817	10,183	
	TOTAL CAPITAL PLAN		32,155	28,331	18,620	10,032	9,822	10,183	

2010/11 Capital Profiling Variations

Capital Ref	Description	Lead Officer	Original Budget	Current Budget	Spend to end September 2010	Anticipated Spend October 2010 to March 2011	Anticipated Variance	Rephase Spend	Forecast Over / (Under) spend	Variance Explanation
Arts & Recreation Portfolio / Community Services Scrutiny Committee										
-	Active Communities Small Projects (under £15k) S106 Funded	I Ross	0	0	18	(18)	0	0	0	S106 funding to be drawn to clear cost centre.
SC072	Poster Boards	N Jones	0	6	0	6	0	0	0	Subject to planning permission this will be spent in the current year.
SC121	Sports Development	I Ross	8	8	13	5	0	0	0	Project Complete. Score Board installed.
SC210	Hard Surface Cherry Hinton Hall Car Park	I Ross	4	4	0	0	(4)	4	0	To be included in master plan structure
SC215	Christ's Piece - Trees/Landscaping	A French	9	9	0	0	(9)	9	0	Awaiting for works on consultation for the scheme and will also need to go through Tree Protocol

Capital Ref	Description	Lead Officer	Original Budget	Current Budget	Spend to end September 2010	Anticipated Spend October 2010 to March 2011	Anticipated Variance	Rephase Spend	Forecast Over / (Under) spend	Variance Explanation
SC216	Nightingale Avenue - MUGA	I Ross	7	38	4	34	0	0	0	Project Complete.
SC226	Refurbishment of Play Areas - Numerous (NOV 04) Church End, Coleridge, Ditton Fields, Ramsden Square, Queen Edith's	I Ross	0	13	0	13	0	0	0	Project ongoing, final works programmed for completion in 2010
SC234	Histon Road Cemetery Landscaping	A Wilson	0	11	0	11	0	0	0	Tree Planting taking place this winter and project completed by March 2011
SC282	Kettle's Yard	G Saxby	40	40	0	0	(40)	40	0	D Kaye contacting Kettles Yard
SC347	Histon Road - Refurbishment of play area	I Ross	25	25	13	0	(12)	12	0	Mound project completed - working with Friends Groups on final project
SC348	Allotment Improvements	I Ross	17	17	0	0	(17)	17	0	Individual allotment societies to spend. Officers to assist with suggestions and guidance. Linked to SC154

Capital Ref	Description	Lead Officer	Original Budget	Current Budget	Spend to end September 2010	Anticipated Spend October 2010 to March 2011	Anticipated Variance	Rephase Spend	Forecast Over / (Under) spend	Variance Explanation
SC349	Fencing and Security at Jesus Green Pool	I Ross	0	30	6	24	0	0	0	New section to be replaced after season. October 2010
SC350	Improvements to pump out facility at Jesus Green	D Kaye	4	4	0	0	(4)	4	0	Remedial works to be ordered
SC383	Replacement of Carpet & Shock Pad on the Astroturf at Abbey Pool	I Ross	10	0	0	0	0	0	0	Scheme completed
SC384	Improvements to Abbey Leisure Complex	I Ross	5	0	0	0	0	0	0	Scheme completed
SC396	Ravensworth Gardens - Remedial & Improvement Work	D Kaye	25	25	0	0	(25)	25	0	Awaiting guidance from RGRA who are the owners of the public open space
SC405	Improvements to play areas & open space at land behind St Matthews Street	I Ross	120	120	59	0	(61)	61	0	Sleaford completed July 2010. Shenstone starts October 2010

Capital Ref	Description	Lead Officer	Original Budget	Current Budget	Spend to end September 2010	Anticipated Spend October 2010 to March 2011	Anticipated Variance	Rephase Spend	Forecast Over / (Under) spend	Variance Explanation
SC409	Romsey Recreation Ground Play & Recreation Facilities	I Ross	10	0	1	0	1	0	1	Completed
SC410	Mill Road Cemetery	A Wilson	46	44	9	0	(35)	35	0	Awaiting faculty approval
SC434	Floodlit Astro turf - Chesterton Community College	I Ross	0	270	70	0	(200)	200	0	Chesterton completed and grant paid. Netherhall project to be completed during 2011.
SC436	Pye's Pitch Rec Facilities	I Ross	100	100	14	86	0	0	0	Part works and ground levelling and pitch creation complete but yet to be invoiced. Remaining infrastructure to be installed Oct/Nov 10
SC441	Sheep's Green Canoe Clubhouse Extension	I Ross	32	195	0	0	(195)	195	0	External procurement resulted in increased costs. Phased scheme proposed, awaiting confirmation of additional funds from Canoe Club

Capital Ref	Description	Lead Officer	Original Budget	Current Budget	Spend to end September 2010	Anticipated Spend October 2010 to March 2011	Anticipated Variance	Rephase Spend	Forecast Over / (Under) spend	Variance Explanation
SC450	Changing Facilities at Cherry Hinton Village Centre	I Ross	0	70	0	70	0	0	0	Works scheduled for Nov 2010
SC451	Green End Road Play Area Improvements	I Ross	0	70	0	70	0	0	0	Works scheduled Oct 2010
SC452	Climbing Wall at Kelsey Kerridge Sports Centre	I Ross	0	90	0	0	(90)	90	0	Additional grant requested. Scrutiny report to October committee
SC453	Upper River Cam Biodiversity Project	E Selway	0	107	0	25	(82)	82	0	LNR work programme agreed with EIP team. Main capital expenditure for this project expected end 2011.
SC460	Kings Hedges Learners Pool Electricity	I Ross	0	25	0	0	(25)	25	0	Awaiting installation date from EDF
SC461	Jesus Green Skatepark Upgrade	I Ross	0	65	0	0	(65)	65	0	Pending planning permission.
Total for Arts & Recreation Portfolio			462	1,386	207	326	(863)	864	1	

Capital Ref	Description	Lead Officer	Original Budget	Current Budget	Spend to end September 2010	Anticipated Spend October 2010 to March 2011	Anticipated Variance	Rephase Spend	Forecast Over / (Under) spend	Variance Explanation
Community Development and Health Portfolio / Community Services Scrutiny Committee										
SC106	Enhance Existing Community Facilities - East Chesterton	K Hay	0	27	0	27	0	0	0	No variance anticipated
SC283	City Centre Youth Venue	K Hay	150	100	0	0	(100)	100	0	Currently exploring options
SC346	Equipment for Eastern Gate Court Community Centre	K Hay	90	90	0	0	(90)	0	(90)	Budget now included in East Area Committee Community Facility Project
SC385	Energy Efficiency Programme - Meadows	K Hay	16	32	0	32	0	0	0	No variance anticipated
SC404	Play Boat	K Hay	0	137	11	126	0	0	0	No variance anticipated
SC406	The Junction Development Programme	K Hay	130	130	128	2	0	0	0	No variance anticipated
SC413	Urban Adventure Play Projects	K Hay	0	25	0	25	0	0	0	No variance anticipated

Capital Ref	Description	Lead Officer	Original Budget	Current Budget	Spend to end September 2010	Anticipated Spend October 2010 to March 2011	Anticipated Variance	Rephase Spend	Forecast Over / (Under) spend	Variance Explanation
SC440	King George Vth Rec Ground Pavilion Redevelopment - Consolidated Scheme	K Hay	0	42	1	41	0	0	0	Project complete by March 2010
PR025	New Town Community Development Capital Grants Programme	K Hay	130	125	1	0	(124)	124	0	Spend dependant on bids coming forward from the local community
Customer & Community Services - Cemeteries & Crematorium										
SC351	Memorial Choice	T Lawrence	40	60	41	19	0	0	0	No variance anticipated
SC379	Mercury Abatement	T Lawrence	0	25	1	9	(15)	15	0	Dependent on progress of procurement process.
Customer & Community Services - Housing Strategy										
PR006	Safer City Programme	L Kilkelly	12	22	10	12	0	0	0	Although full spend is anticipated in 2010/11, this is reliant on bids being received that meet the criteria for the grant allocations to be made
Total for Community Development & Health Portfolio			568	815	193	293	(329)	239	(90)	

Capital Ref	Description	Lead Officer	Original Budget	Current Budget	Spend to end September 2010	Anticipated Spend October 2010 to March 2011	Anticipated Variance	Rephase Spend	Forecast Over / (Under) spend	Variance Explanation
Housing Portfolio / Community Services Scrutiny Committee										
Housing General Fund										
No capital projects in this service area for 2010/11										
Environment and Planning - Environmental Services Scrutiny Committee										
SC163	Compulsory Purchase Orders (CPOs)	S Anderson	400	400	0	0	(400)	400	0	Money allocated to bring vacant properties back into use by CPOs when reuse cannot be agreed with owners.
SC386	HMOs - Management Orders	S Anderson	0	50	0	0	(50)	50	0	Money allocated should we need to take over management of an HMO
SC414	Landlord Accreditation Scheme	Y O'Donnell	50	96	11	20	(65)	65	0	The grant funding from the East of England Local Government Association expires in March 2011. Any underspend should be rephased for the forthcoming year or returned upon request to the Association
Total for Housing Portfolio			450	546	11	20	(515)	515	0	

Capital Ref	Description	Lead Officer	Original Budget	Current Budget	Spend to end September 2010	Anticipated Spend October 2010 to March 2011	Anticipated Variance	Rephase Spend	Forecast Over / (Under) spend	Variance Explanation
Climate Change & Growth Portfolio /Environment Scrutiny Committee										
PR007	Cycleways	C Rankin	454	451	0	311	(140)	140	0	Project appraisal for contribution to Tins cycleway scheme of £30k, included in Appendix K. Design work on Perne Rd/ Radegund Rd roundabout estimated at £6k. Design work on Downham's Lane ongoing. Cost of scheme to include lighting - currently estimated at £70k but this may be less if design reduced in scope.
PR010	Environmental Improvements Programme	A Preston	105	105	105	0	0	0	0	This is the 20% top slice of the Environmental Improvement Programme budget that is transferred to revenue as a contribution towards the Environmental Project teams' professional fees.

Capital Ref	Description	Lead Officer	Original Budget	Current Budget	Spend to end September 2010	Anticipated Spend October 2010 to March 2011	Anticipated Variance	Rephase Spend	Forecast Over / (Under) spend	Variance Explanation
PR010a	Environmental Improvements Programme - North Area	A Preston	54	191	84	58	(49)	49	0	North Area have allocated all of their available funding to a list of 10 schemes for delivery during 2010/11, these are predominantly planting schemes for delivery by Streetscene. The current issues with the supply of construction services to the City Council may still impact on the delivery of this programme. Construction work on all schemes has been on hold whilst a replacement Contractor has been secured.
PR010b	Environmental Improvements Programme - South Area	A Preston	154	155	46	26	(83)	83	0	The Committee have reserved £60k for a scheme that is on hold until developer proposals are known. This scheme will not be delivered this financial year even if taken off hold. The Committee also have £1k uncommitted to schemes. Construction work on all schemes has been on hold whilst a replacement Contractor has been secured.

Capital Ref	Description	Lead Officer	Original Budget	Current Budget	Spend to end September 2010	Anticipated Spend October 2010 to March 2011	Anticipated Variance	Rephase Spend	Forecast Over / (Under) spend	Variance Explanation
PR010c	Environmental Improvements Programme - West/Central Area	A Preston	88	175	2	88	(85)	85	0	West/Central Area have £33k unallocated. There is also £52k allocated to schemes that are proving very difficult to deliver. Construction work on all schemes has been on hold whilst a replacement Contractor has been secured.
PR010d	Environmental Improvements Programme - East Area	A Preston	333	376	5	274	(97)	97	0	A significant number of schemes have already been developed in previous years and are programmed to be constructed this year. Some schemes may prove to be contentious and relate to highway work such as TROs, verge improvements and a pedestrian crossing scheme with construction expected to run into next financial year. Construction work on all schemes has been on hold whilst a replacement Contractor has been secured.

Capital Ref	Description	Lead Officer	Original Budget	Current Budget	Spend to end September 2010	Anticipated Spend October 2010 to March 2011	Anticipated Variance	Rephase Spend	Forecast Over / (Under) spend	Variance Explanation
PR010di	Environmental Improvements Programme - Riverside/Abbey Road Junction	A Preston	577	577	1	576	0	0	0	Work programmed to start on site on 10 January 2011, by Cambridgeshire Highways.
PR010j	Environmental Improvements Programme - Fitzroy/Burleigh Street	A Preston	184	183	0	183	0	0	0	Work programmed to start on site on 10 January 2011, by Cambridgeshire Highways.
PR010k	Environmental Improvements Programme - Wulfstan Way Local Centre	A Preston	0	174	0	133	(41)	41	0	Work due to start on site early in the New Year. Completion maybe this financial year, but dependent on weather and construction programme.
PR014	Environmental Safety Fund	A Preston	34	25	0	25	0	0	0	St Edmunds Passage and Occupation Road lighting schemes will be implemented shortly.

Capital Ref	Description	Lead Officer	Original Budget	Current Budget	Spend to end September 2010	Anticipated Spend October 2010 to March 2011	Anticipated Variance	Rephase Spend	Forecast Over / (Under) spend	Variance Explanation
PR018	Bus Shelters	D Roberts	166	166	0	0	(166)	166	0	A project team is now in place to develop a new framework agreement for the supply of bus shelters across Cambridge City and create a bus shelter strategy for replacement and new shelters. A new contract is planned to be in place by April 2011 to enable expenditure of this programme during 2011/12, approval to procure was granted at Environment Scrutiny in October.
PR019	Car Parks Infrastructure and Equipment Replacement Programme	P Necus	871	96	4	0	(92)	92	0	In the light of progress on projects already underway and those planned in the near future, the full replacement programme and funding position will be reviewed and rephased in 2011/12.
PR022	Local Nature Conservation	G Belcher	6	4	0	4	0	0	0	Projects identified on LNRs for 2010/11.

Capital Ref	Description	Lead Officer	Original Budget	Current Budget	Spend to end September 2010	Anticipated Spend October 2010 to March 2011	Anticipated Variance	Rephase Spend	Forecast Over / (Under) spend	Variance Explanation
SC033B	CCTV Street Lighting	A Preston	0	40	0	40	0	0	0	Senate House Hill lighting completed without drawing on the fund. Project relating to further City Centre lighting to be developed with County Council for completion by end March 2011.
SC366	Green Parking Bays	P Necus	5	5	2	0	(3)	3	0	Electric charging now installed. Balance to be rephased to support potential for additional bays.
SC368	GIS Phase 2 & 3	P Boucher	0	19	0	10	(9)	0	(9)	Partnership Board have agreed to close down the initial partnership approach and to concentrate on seeking a simpler data sharing/exchange proposal. Currently gathering costs and assessing impact of change i.e. hosting systems in-house and exploring options to take Phase 3 forward.

Capital Ref	Description	Lead Officer	Original Budget	Current Budget	Spend to end September 2010	Anticipated Spend October 2010 to March 2011	Anticipated Variance	Rephase Spend	Forecast Over / (Under) spend	Variance Explanation
SC416	UNiform e-consultee Access Module	P Boucher	0	10	0	10	0	0	0	Module purchased and installed. Project to implement launched September. Go-live expected January 2011.
SC417	Development of UNiform System	P Boucher	0	14	0	2	(12)	12	0	Resourcing issues in light of other priorities e.g. conditions monitoring module implementation.
SC420	Corrosion Monitoring System at Park Street	P Necus	0	47	0	47	0	0	0	Work scheduled to start 24/1/11.
SC421	E&P Server Replacements	P Boucher	0	7	1	6	0	0	0	Server replacement work completed. Awaiting final invoices and decommissioning of servers.
SC432	Mill Road Cemetery Memorial Artwork	A Preston	57	62	0	0	(62)	62	0	Four artists have worked up concept proposals for this project, which are currently out to consultation. It is anticipated that the final artist will be chosen to develop the artwork in January 2011.

Capital Ref	Description	Lead Officer	Original Budget	Current Budget	Spend to end September 2010	Anticipated Spend October 2010 to March 2011	Anticipated Variance	Rephase Spend	Forecast Over / (Under) spend	Variance Explanation
SC433	Snowy Farr Memorial Artwork	A Preston	65	70	0	0	(70)	70	0	Four artists are currently working up concept proposals for this project. They will present to the Public Art Panel and the Project Steering Group in early January. Public consultation will then take place and it is anticipated that the final artist will be chosen to develop the artwork in February 2011.
SC435	Biodiversity Projects Year 2&3	E Selway	121	72	6	66	0	0	0	Tender process complete. Planning decision received. Contractor approved and site works to begin January 2011.
SC439	LED Lighting - Grand Arcade Annex Car Park	P Necus	120	120	0	0	(120)	120	0	Tender about to start with installation expected in July/August 2011.
SC445	Monitors for use with Document Management System	P Boucher	0	30	23	12	5	0	5	Implementation in progress, 70% complete. Further roll out on hold due to vacancy and other priorities. Forecast overspend to be met from Environmental Services R&R fund.

Capital Ref	Description	Lead Officer	Original Budget	Current Budget	Spend to end September 2010	Anticipated Spend October 2010 to March 2011	Anticipated Variance	Rephase Spend	Forecast Over / (Under) spend	Variance Explanation
SC446	Additional pay machine for Queen Anne Terrace Car Park	P Necus	15	15	15	0	0	0	0	Machine installed.
SC447	Low Carbon Communities Challenge	S Pidgeon	500	0	0	0	0	0	0	The £500k identified in the budget was a marker for a potential government Low Carbon Communities Challenge Fund bid, which was not progressed with due to conflicting project and funding timescale. Funding for the project in question (ARU/City district heating scheme) has now been secured from the ERDF (with match funding provided by Horizons), so the only commitment from the City Council at this stage, is officer time.
SC448	Rebuild Grafton West Car Park Wall at Salmon Lane	P Necus	100	100	0	0	(100)	100	0	Project Appraisal to be considered as part of the Scrutiny Committee Report - see Appendix K. Building works and spend will now take place in 2011/12.

Capital Ref	Description	Lead Officer	Original Budget	Current Budget	Spend to end September 2010	Anticipated Spend October 2010 to March 2011	Anticipated Variance	Rephase Spend	Forecast Over / (Under) spend	Variance Explanation
SC449	Holy Trinity War Memorial	J Preston	9	24	0	24	0	0	0	Awaiting resolution of tree issues. Start of works delayed.
SC454	Logan's Meadow Swift Tower	G Belcher	0	35	0	35	0	0	0	Tender process complete. Public consultation well received. Preparing planning application for early February.
SC455	Logan's Meadow LNR Extension	G Belcher	0	25	2	0	(23)	23	0	Main capital expenditure for this project expected end 2011. No imminent S106 repayment clause.
SC456	Coldhams Common LNR Extension	G Belcher	0	26	0	5	(21)	21	0	Main expenditure for this project expected June 2011. No imminent S106 repayment clause.
SC464	Grey Water Recycling at Mill Road	J Church	0	39	37	8	6	0	6	Additional civil works required. Bid for further Climate Change Fund resource to go the January 2011 Environment Strategy Group meeting.
Total for Climate Change & Growth Portfolio			4,018	3,438	333	1,943	(1,162)	1,164	2	

Capital Ref	Description	Lead Officer	Original Budget	Current Budget	Spend to end September 2010	Anticipated Spend October 2010 to March 2011	Anticipated Variance	Rephase Spend	Forecast Over / (Under) spend	Variance Explanation
Environmental and Waste Services Portfolio / Environment Scrutiny Committee										
PR016	Public Conveniences	B Kerry	38	147	109	38	0	0	0	Further anticipated spend of £38k largely due to outstanding payments for coin boxes at Drummer Street and final payments due for the Romsey Recreation toilets scheme.
SC289	Storage receptacles for residents with white sack refuse	J Robertson	6	6	0	0	(6)	0	(6)	This budget is no longer required
SC423	Recycling Bins for Flats	J Robertson	115	156	3	78	(75)	75	0	Project appraisal approved by ESC on 23/6/09. Further spend is anticipated to the value of approx £78K. Request rephasing to 2011/12 to complete rollout of recycling to flats.
Total for Environmental and Waste Services Portfolio			159	309	112	116	(81)	75	(6)	

Capital Ref	Description	Lead Officer	Original Budget	Current Budget	Spend to end September 2010	Anticipated Spend October 2010 to March 2011	Anticipated Variance	Rephase Spend	Forecast Over / (Under) spend	Variance Explanation
Customer Services & Resources Portfolio / Strategy & Resources Scrutiny Committee										
SC335	Customer Access Strategy - IT Workstream	C Bolton	269	288	28	260	0	0	0	Outstanding IT integrations from the CAS project underway including web self serve. All outstanding integrations are due to be completed by the end of the financial year.
SC337	Customer Access Strategy - Telecommunications	C Bolton	15	15	0	15	0	0	0	Outstanding IT integrations from the CAS project underway including web self serve. All outstanding integrations are due to be completed by the end of the financial year.
SC425	Decision Making Process Management System	G Clift	0	0	2	0	2	0	2	Serco charge of £2k made in 2 current year being investigated as project was closed in 2009/10.
SC459	Elections Software	G Clift	0	23	2	21	0	0	0	

Capital Ref	Description	Lead Officer	Original Budget	Current Budget	Spend to end September 2010	Anticipated Spend October 2010 to March 2011	Anticipated Variance	Rephase Spend	Forecast Over / (Under) spend	Variance Explanation
SC192	Development Land on the North Side of Kings Hedges Road	P Doggett	308	268	163	105	0	0	0	Forecast spend is in line with the Orchard Park managing agent's estimates.
SC221a	Lion Yard - Contribution to Works	P Doggett	821	280	0	280	0	0	0	Budget of £484k was transferred to the Lion Yard Phase 2 capital scheme - SC221c (2012/13 financial year) as part of the MTS process. Final retention payments are to be paid. The budget remaining after the payment of retention will need to be transferred to the Lion Yard Phase 1+/Phase 2 capital schemes.
SC221b	Lion Yard - Contribution to Works - Phase 1+	P Doggett	704	50	1	49	0	0	0	Budget of £638k has been re-phased to the 2011/12 financial year.
SC221c	Lion Yard - Contribution to Works - Phase 2	P Doggett	458	0	0	0	0	0	0	Budget of £458k has been re-phased to the 2012/13 financial year.
SC356	Cambridge Northern Fringe East - Development Appraisal	P Doggett	20	0	0	0	0	0	0	The spend that will be incurred will be "Revenue" in nature. The £20k budget has been transferred to the Property Strategy Fund.

Capital Ref	Description	Lead Officer	Original Budget	Current Budget	Spend to end September 2010	Anticipated Spend October 2010 to March 2011	Anticipated Variance	Rephase Spend	Forecast Over / (Under) spend	Variance Explanation
SC391	La Mimosa Punting Station	P Doggett	0	10	0	0	(10)	10	0	Investigating possible match funding by punt operators.
SC458	Capita Re-Licence	J Frost	0	61	46	15	0	0	0	Awaiting server replacement dates from Capita (supplier). Re-licence complete.
SC427	Oracle Financials Server	J Minns	67	67	0	50	(17)	0	(17)	SERCO has prepared a specification and estimate for the replacement of this 8 year old server, together with implementation costs. It is anticipated that the replacement cost will be £17k less than the initial estimate.
SC353	Grafton East Car Park Refurbishment	P Necus	0	0	53	0	53	0	53	The spend of £53k is for retention. The final scheme costs will be funded from the Car Parks Structural R and R fund.
SC329	Corporate Document Management (DIP & EDRM)	J Nightingale	430	521	43	120	(358)	358	0	The project is now engaged in detailed discussions with departments about implementation plans. Some of the anticipated back scanning work will now be carried out later on in the project.

Capital Ref	Description	Lead Officer	Original Budget	Current Budget	Spend to end September 2010	Anticipated Spend October 2010 to March 2011	Anticipated Variance	Rephase Spend	Forecast Over / (Under) spend	Variance Explanation
SC429	Telephony System Upgrade	J Nightingale	70	70	0	0	(70)	70	0	Scheme unlikely to commence until the 2011/12 financial year. Project appraisal form to be completed. Budget of £70k needs to be re-phased as follows: £20k to the 2011/12 financial year and £50k to the 2012/13 financial year.
SC437	Secure Mobile Virtual Private Network	J Nightingale	0	3	0	3	0	0	0	
SC338	Customer Access Strategy - Web Development	A Perry	12	12	0	0	(12)	12	0	Corporate website home page redesign completed. Retain remaining budget for work with new Head of Customer Services to improve transactional capability of website.
SC361	Disabled Access and Facilities - Guildhall Halls	G Saxby	80	0	0	0	0	0	0	Budget of £80k has been re-phased to the 2011/12 financial year.

Capital Ref	Description	Lead Officer	Original Budget	Current Budget	Spend to end September 2010	Anticipated Spend October 2010 to March 2011	Anticipated Variance	Rephase Spend	Forecast Over / (Under) spend	Variance Explanation
SC312	Automated Energy Monitoring System	J Stocker	0	23	0	0	(23)	23	0	Final spend on the capital scheme is likely to be incurred in the 2011/12 financial year. Currently investigating the introduction of new technology with regard to recording gas consumption.
SC342	Guildhall Working Party Project	J Stocker	37	73	0	33	(40)	0	(40)	Final works to be undertaken/retention to be paid. Forecast scheme underspend of £40k, primarily on building contractor works.
SC354	Guildhall Power Circuits Renewal	J Stocker	21	45	25	10	(10)	0	(10)	Use of the tendered Schedule of Rates has generated a forecast saving of £10k against the original estimate.
SC362	Lighting and Power in Committee Rooms	J Stocker	0	15	0	15	0	0	0	Design being prepared following completion of the audiovisual equipment capital scheme.
SC390	Improving Recycling Volumes from Admin Buildings	J Stocker	0	14	0	0	(14)	0	(14)	Scheme completed. There will be no further expenditure on the scheme.

Capital Ref	Description	Lead Officer	Original Budget	Current Budget	Spend to end September 2010	Anticipated Spend October 2010 to March 2011	Anticipated Variance	Rephase Spend	Forecast Over / (Under) spend	Variance Explanation
SC457	Voltage Optimisation Guildhall Trial	J Stocker	0	18	18	0	0	0	0	Scheme completed. There will be no further expenditure on the scheme.
Total Projects			3,312	1,856	381	976	(499)	473	(26)	
PR017	City Services - Vehicle Replacement Programme	D Cox	706	1,350	113	1,065	(172)	172	0	Vehicles on order and due to be delivered between November and March 2011.
PR020	ICT Infrastructure Programme	J Nightingale	810	811	139	550	(122)	122	0	Staff shortages in the Web team mean that the Website Content Management system is now likely to be replaced in next financial year.
PR023	Admin Buildings Asset Replacement Programme	J Stocker	110	179	9	170	0	0	0	
PR024	Commercial Properties Asset Replacement Programme	J Stocker	295	60	0	26	(34)	34	0	Budget of £34k needs to be re-phased to the 2011/12 financial year to correspond with the current work programme.

Capital Ref	Description	Lead Officer	Original Budget	Current Budget	Spend to end September 2010	Anticipated Spend October 2010 to March 2011	Anticipated Variance	Rephase Spend	Forecast Over / (Under) spend	Variance Explanation
PR003	City Centre Management Programme	E Thornton	30	46	0	21	(25)	0	(25)	Grant applications for £10k have been approved and we are awaiting requests for payment. We are expecting additional grant applications for approximately £11k. The Executive Councillor has approved the transfer of £25k to revenue in support of Love Cambridge's application to include Cambridge in the ERDF (European Regional Development Funding) Business Improvement District Project - see covering report paragraph 4.3. We are therefore not expecting to have an underspend at year-end.
Total Programmes			1,951	2,446	261	1,832	(353)	328	(25)	
Total for Customer Services & Resources Portfolio			5,263	4,302	642	2,808	(852)	801	(51)	

CAPITAL HOLD LIST

APPENDIX P

Ref.	Proposed Scheme / Portfolio	Cost to CCC	2011/12 £'000s	Funding Source		
Environment Scrutiny Committee - Climate Change & Growth				Cap	R&R	Rev
H28	Park Street Car Park New Bid – MTS September 2007	1,000	1,000	✓	x	x
TOTAL		1,000	1,000			

2011/12 GF Capital Bids

- Unavoidable and Other Bids

Appendix Q (GF)
[Strategy Scrutiny Committee]

Ref.	Item Description	Detail / Justification	2010/11 Budget £	2011/12 Budget £	2012/13 Budget £	2013/14 Budget £	2014/15 Budget £	Contact	Cttee Priority
------	------------------	------------------------	------------------------	------------------------	------------------------	------------------------	------------------------	---------	-------------------

Community Services Scrutiny Committee

Community Services - Arts & Recreation Portfolio

Capital Bids

For inclusion in Capital Plan

C2521	Redevelopment of Parkside Changing Rooms [Arts & Recreation Plan]	The City's flagship leisure facility at Parkside is now over 10 years old and has proven incredibly popular with over 410,000 swimming visits every year. This bid will support the redevelopment and refurbishment of the swimming changing rooms.	0	350,000	0	0	0	Debbie Kaye	
-------	--	---	---	---------	---	---	---	-------------	--

Public consultation will inform improvements to the layout and will encompass the replacement of the changing cubicles, lockers, lighting, decoration and floor tiling. Refurbishment will also be undertaken to the toilet, showers and 'pre-cleanse' areas. Energy saving features will be incorporated wherever possible. (see also PPF2522)

Climate Change Rating : +L

Requirement for new funding (included above) :

0	190,000	0	0	0
---	---------	---	---	---

Ref.	Item Description	Detail / Justification	2010/11 Budget £	2011/12 Budget £	2012/13 Budget £	2013/14 Budget £	2014/15 Budget £	Contact	Cttee Priority
C2531	Cherry Hinton Hall - Vending kiosk (funded from Developer Contributions) [Arts & Recreation Plan]	To construct a new vending and refreshment kiosk for Cherry Hinton Hall. The kiosk has been identified as part of the new master plan recently approved, but is still subject to further consultation on style, location and materials and any relevant planning permissions required. Funding is through expenditure of off-site Informal Open space Developer Contributions and possible awards from other outside agencies.	0	15,000	135,000	0	0	Ian Ross	

Climate Change Rating : +L

Requirement for new funding (included above) :

0	0	0	0	0
---	---	---	---	---

C2532	Cherry Hinton Hall - Pond and lake restoration and improvements (funded from Developer Contributions) [Arts & Recreation Plan]	To dredge the pond and lake at Cherry Hinton Hall and make all round improvements to the embankments, wildlife habitats, and access throughout the area. The project has been identified as part of the master plan for Cherry Hinton Hall and subject to other external funding streams and grants being available the finance for the main part of the project is anticipated to come from Informal open space Developer Contributions	0	25,000	225,000	0	0	Anthony French	
-------	--	--	---	--------	---------	---	---	----------------	--

Climate Change Rating : +L

Requirement for new funding (included above) :

0	0	0	0	0
---	---	---	---	---

Ref.	Item Description	Detail / Justification	2010/11 Budget £	2011/12 Budget £	2012/13 Budget £	2013/14 Budget £	2014/15 Budget £	Contact	Cttee Priority
C2533	Cherry Hinton Hall - Tree planting and spring bulbs (funded from Developer Contributions) [Arts & Recreation Plan]	To construct new planting areas and tree planting for Cherry Hinton Hall. The new planting areas have been identified as part of the master plan recently approved, but is still subject to further consultation on types, locations and sizes. Funding is through expenditure of off site Informal Open space Developer Contributions and possible awards from other outside agencies.	0	5,000	70,000	0	0	Ian Ross	

Climate Change Rating : +L

Requirement for new funding (included above) :

0	0	0	0	0
---	---	---	---	---

C2534	Nightingale Avenue Recreation Ground - Pavilion Refurbishment (funded from Developer Contributions) [Arts & Recreation Plan]	The project is to reconfigure and develop the Pavilion at Nightingale Avenue Recreation Ground. To provide new changing room accommodation and DDA compliant changing facilities, new toilet and shower facilities. A multi-purpose kitchen area and general meeting area that can be used by the Bowls clubs and football clubs for after match entertainment. The space will also have a community use to be able to be used by local groups and resident associations too. Storage will also be added for football goals and equipment and community use items. Funding is through expenditure of off site Developer Contributions for Formal Open space and Community facilities.	0	18,000	210,000	0	0	Ian Ross	
-------	--	---	---	--------	---------	---	---	----------	--

Climate Change Rating : +M

Requirement for new funding (included above) :

0	0	0	0	0
---	---	---	---	---

Ref.	Item Description	Detail / Justification	2010/11 Budget £	2011/12 Budget £	2012/13 Budget £	2013/14 Budget £	2014/15 Budget £	Contact	Cttee Priority
C2535	Abbey Paddling Pool - Water play area (funded from Developer Contributions) [Arts & Recreation Plan]	To renew the paddling pool behind Abbey Swimming Pool in the play area. To create a "splashpad" interactive water play space. The existing paddling pool will be converted to a water play area involving water jets, and sprays and interactive play items. A porous safety surfacing will be included and decoration to surrounding walls. Funding will be from both formal and Informal open space Developer Contributions.	0	125,000	5,000	0	0	Ian Ross	

Climate Change Rating : +L

Requirement for new funding (included above) :

0	0	0	0	0
---	---	---	---	---

C2536	Coleridge Paddling Pool enhancements (funded from Developer Contributions) [Arts & Recreation Plan]	To enhance the paddling pool at Coleridge Recreation Ground". To create a "splashpad" interactive water play space in the shallow end and on the stepped areas leading down to the paddling pool. To form a new wall essentially chopping the existing paddling pool in half to allow the deep end of the paddling pool to remain as a traditional paddling pool but enabling the shallow end and pool surrounds to be converted into a large water splash pad. This new water play area will include water jets, fountains and sprays along with interactive play items. A porous safety surfacing will be included to the whole pool surround and decoration to surrounding walls. Funding will be from both formal and Informal open space Developer Contributions.	0	160,000	5,000	0	0	Ian Ross	
-------	--	--	---	---------	-------	---	---	----------	--

Climate Change Rating : Nil

Requirement for new funding (included above) :

0	0	0	0	0
---	---	---	---	---

Ref.	Item Description	Detail / Justification	2010/11 Budget £	2011/12 Budget £	2012/13 Budget £	2013/14 Budget £	2014/15 Budget £	Contact	Cttee Priority
C2537	Kings Hedges "Pulley" - Water Play Area (funded from Developer Contributions) [Arts & Recreation Plan]	To renew the paddling pool at Kings Hedges locally known as the "Pulley". To create a "splashpad" interactive water play space. The existing paddling pool will be converted to a water play area involving water jets, sprays and interactive play items. A porous safety surface will be included and decoration to surrounding walls. Funding will be from both Formal and Informal open space Developer Contributions.	0	125,000	5,000	0	0	Ian Ross	
	<i>Climate Change Rating : Nil</i>		<i>Requirement for new funding (included above) :</i>						
			0	0	0	0	0		
C2538	Abbey Pool - Play area (funded from Developer Contributions) [Arts & Recreation Plan]	As part of the ESPO Play procurement contract to refurbish and redevelop the play facilities of the play area behind the Abbey pool. Play based and natural landscaping will also be included as part of the project. Funding is through expenditure of off site Developer Contributions for Children's play and Informal Open space.	0	110,000	4,000	0	0	Ian Ross	
	<i>Climate Change Rating : +L</i>		<i>Requirement for new funding (included above) :</i>						
			0	0	0	0	0		
C2539	Alexandra Gardens - Play area redevelopment (funded from Developer Contributions) [Arts & Recreation Plan]	As part of the ESPO Play procurement contract to deliver and provide an updated and modernised play area at Alexandra Gardens. Funding is through expenditure of off site Developer Contributions for Children's play and Informal Open space.	0	72,000	3,000	0	0	Ian Ross	
	<i>Climate Change Rating : +L</i>		<i>Requirement for new funding (included above) :</i>						
			0	0	0	0	0		

Ref.	Item Description	Detail / Justification	2010/11 Budget £	2011/12 Budget £	2012/13 Budget £	2013/14 Budget £	2014/15 Budget £	Contact	Cttee Priority
C2540	Cherry Hinton Hall - Climbing Boulders (funded from Developer Contributions) [Arts & Recreation Plan]	As part of the ESPO Play procurement contract to delivery climbing and climbing boulder facilities at Cherry Hinton Hall to be located around the existing children's play area. Funding is through expenditure of off-site Developer Contributions for Informal Open space.	0	32,000	0	0	0	Ian Ross	
	<i>Climate Change Rating : +L</i>		<i>Requirement for new funding (included above) :</i>						
			0	0	0	0	0		
C2541	Cherry Hinton Hall - addiitonal Tennis Court (funded from Developer Contributions) [Arts & Recreation Plan]	As part of the ESPO Play procurement contract to supply and install subject to relevant planning permissions being obtained an additional tennis court next to the existing court in the ground of Cherry Hinton Hall. Funding is through expenditure of off-site Developer Contributions for Formal Open space.	0	65,000	2,000	0	0	Ian Ross	
	<i>Climate Change Rating : +L</i>		<i>Requirement for new funding (included above) :</i>						
			0	0	0	0	0		
C2542	Coldhams Common - BMX track Enhancments (funded from Developer Contributions)) [Arts & Recreation Plan]	As part of the ESPO Play procurement contract and subject to any relevant planning permission requirements to enhance the existing BMX track and put in fixed ramps to the rear of the track and place suitable barriers along the side of the ditch . Funding is through expenditure of off-site Developer Contributions for Informal Open space.	0	20,000	2,000	0	0	Ian Ross	
	<i>Climate Change Rating : +L</i>		<i>Requirement for new funding (included above) :</i>						
			0	0	0	0	0		

Ref.	Item Description	Detail / Justification	2010/11 Budget £	2011/12 Budget £	2012/13 Budget £	2013/14 Budget £	2014/15 Budget £	Contact	Cttee Priority
C2543	Coldhams Common - Climbing and bouldering facility (funded from Developer Contributions) [Arts & Recreation Plan]	As part of the ESPO Play procurement contract to provide a Climbing and bouldering facility on Coldhams Comon, near to the existing BMX track. Funding is through expenditure of off-site Developer Contributions for Informal Open space.	0	60,000	2,000	0	0	Ian Ross	
	<i>Climate Change Rating : +L</i>		<i>Requirement for new funding (included above) :</i>						
			0	0	0	0	0		
C2544	Coldhams Common - Skate park (funded from Developer Contributions) [Arts & Recreation Plan]	As part of the ESPO Play procurement contract and subject to relevant planning permissions being obtained the provision of a basin style concrete skate park next to the existing BMX provision on Coldhams Common. Funding is through expenditure of off-site Developer Contributions for Informal Open space.	0	135,000	5,000	0	0	Ian Ross	
	<i>Climate Change Rating : +L</i>		<i>Requirement for new funding (included above) :</i>						
			0	0	0	0	0		
C2545	Coleridge Recreation Ground - Skateboarding and BMX trail (funded from Developer Contributions) [Arts & Recreation Plan]	As part of the ESPO Play procurement contract subject to the relevant planning permissions being obtained provide a skate and BMX area within Coleridge Recreation Ground. Funding is through expenditure of off-site Developer Contributions for Informal Open space.	0	50,000	2,000	0	0	Ian Ross	
	<i>Climate Change Rating : +L</i>		<i>Requirement for new funding (included above) :</i>						
			0	0	0	0	0		

Ref.	Item Description	Detail / Justification	2010/11 Budget £	2011/12 Budget £	2012/13 Budget £	2013/14 Budget £	2014/15 Budget £	Contact	Cttee Priority
C2546	Coleridge Recreation Ground - Landscaping and High wire climbing activities (funded from Developer Contributions) [Arts & Recreation Plan]	As part of the ESPO Play procurement contract to develop interactive landscaping works around the play area and paddling pool and other potential areas of the recreation grounds as part of other applications for the development of Coleridge Recreation Ground. To provide climbing based equipment or large net climbing structure. Funding is through expenditure of off-site Developer Contributions for Children's play and Informal Open space.	0	38,000	2,000	0	0	Ian Ross	
	<i>Climate Change Rating : +L</i>		<i>Requirement for new funding (included above) :</i>						
			0	0	0	0	0		
C2547	Coleridge Recreation Ground - Informal Games Area [MUGA] (funded from Developer Contributions) [Arts & Recreation Plan]	As part of the ESPO Play procurement contract subject to approval of relevant planning permissions to provide a MUGA near the existing tennis courts for the use of basketball, football and other games and recreational activities. Funding is through expenditure of off-site Developer Contributions for Informal Open space.	0	53,000	2,000	0	0	Ian Ross	
	<i>Climate Change Rating : +L</i>		<i>Requirement for new funding (included above) :</i>						
			0	0	0	0	0		
C2548	Coleridge Recreation Ground - additional tennis court (funded from Developer Contributions) [Arts & Recreation Plan]	As part of the ESPO Play procurement contract subject to relevant planning permissions being granted the addition on another Tennis court next to the existing one on Coleridge Recreation Ground to provide. Funding is through expenditure of off-site Developer Contributions for Formal Open space.	0	65,000	2,000	0	0	Ian Ross	
	<i>Climate Change Rating : +L</i>		<i>Requirement for new funding (included above) :</i>						
			0	0	0	0	0		

Ref.	Item Description	Detail / Justification	2010/11 Budget £	2011/12 Budget £	2012/13 Budget £	2013/14 Budget £	2014/15 Budget £	Contact	Cttee Priority
C2549	Dundee Close - Play area (funded from Developer Contributions) [Arts & Recreation Plan]	As part of the ESPO Play procurement contract to update and replace the play area and safety surfacing at Dundee Close. Minor landscaping and works to surrounding vegetation also required as part of the project. Funding is through expenditure of off-site Developer Contributions for Children's play and Informal Open space.	0	46,000	2,000	0	0	Ian Ross	
	<i>Climate Change Rating : +L</i>		<i>Requirement for new funding (included above) :</i>						
			0	0	0	0	0		
C2550	Notice boards, public information and general updated signage to play and recreational spaces (funded from Developer Contributions) [Arts & Recreation Plan]	As part of the ESPO Play procurement contract to provide general signage, directional signage, information and notice boards and local information boards for projects across the City being delivered through the Developer Contributions procurement programme. Funding is through expenditure of off-site Developer Contributions for Informal Open space.	0	125,000	0	0	0	Alistair Wilson	
	<i>Climate Change Rating : +L</i>		<i>Requirement for new funding (included above) :</i>						
			0	0	0	0	0		

Ref.	Item Description	Detail / Justification	2010/11 Budget £	2011/12 Budget £	2012/13 Budget £	2013/14 Budget £	2014/15 Budget £	Contact	Cttee Priority
C2551	Jesus Green - Play area (funded from Developer Contributions) [Arts & Recreation Plan]	As part of the ESPO Play procurement contract to redevelop the play area at Jesus Green. To provide a new play area and play based landscaping for the site to be in keeping with the local surroundings. To include specialist and inclusive play equipment for children with disabilities, Funding is through expenditure of off-site Developer Contributions for Children's play and Informal Open space, along with additional funds from the Aiming High project. (£40,000)	0	175,000	3,000	0	0	Ian Ross	
	<i>Climate Change Rating : +L</i>		<i>Requirement for new funding (included above) :</i>						
			0	0	0	0	0		
C2552	Jesus Green - Tennis Court redevelopment (funded from Developer Contributions) [Arts & Recreation Plan]	As part of the ESPO Play procurement contract to redevelop the existing tennis courts at Jesus Green. To provide new tennis courts and playing surfaces, to deliver the results of the public consultation. Funding is through expenditure of off-site Developer Contributions for Formal Open space.	0	90,000	2,000	0	0	Ian Ross	
	<i>Climate Change Rating : +L</i>		<i>Requirement for new funding (included above) :</i>						
			0	0	0	0	0		
C2553	Kings Hedges "Pulley" - Play area (funded from Developer Contributions) [Arts & Recreation Plan]	As part of the ESPO Play procurement contract to deliver and provide a new play area, and landscaping works to the play provision of the park locally know as "The Pulley". Funding is through expenditure of off-site Developer Contributions for Children's play and Informal Open space.	0	73,000	2,000	0	0	Ian Ross	
	<i>Climate Change Rating : +L</i>		<i>Requirement for new funding (included above) :</i>						
			0	0	0	0	0		

Ref.	Item Description	Detail / Justification	2010/11 Budget £	2011/12 Budget £	2012/13 Budget £	2013/14 Budget £	2014/15 Budget £	Contact	Cttee Priority
C2554	The Meadows / Newton Q centre - Outdoor Recreation space (funded from Developer Contributions) [Arts & Recreation Plan]	As part of the ESPO Play procurement contract to deliver and provide an outdoor recreation facility to include electronic interactive play equipment, outdoor sporting items such as Table Tennis Tables and table football, landscaping works to shield wind and set out formal open space for chess tables. Funding is through expenditure of off-site Developer Contributions for Children's play and Informal Open space.	0	60,000	2,000	0	0	Ian Ross	
	<i>Climate Change Rating : +M</i>		<i>Requirement for new funding (included above) :</i>						
			0	0	0	0	0		
C2555	Petersfield - Play area (funded from Developer Contributions) [Arts & Recreation Plan]	As part of the ESPO Play procurement contract to relocate and provide a new play facility on Petersfield. In conjunction with local users and residents to agree a new location, and provision of some play based natural landscaping. Funding is through expenditure of off-site Developer Contributions for Children's play and Informal Open space.	0	76,000	2,000	0	0	Ian Ross	
	<i>Climate Change Rating : +L</i>		<i>Requirement for new funding (included above) :</i>						
			0	0	0	0	0		
C2556	Peverel Road - Play area (funded from Developer Contributions) [Arts & Recreation Plan]	As part of the ESPO Play procurement contract to provide a new play area and landscaping on Peverel Road Recreation Ground. Funding is through expenditure of off-site Developer Contributions for Children's play and Informal Open space.	0	85,000	3,000	0	0	Ian Ross	
	<i>Climate Change Rating : +L</i>		<i>Requirement for new funding (included above) :</i>						
			0	0	0	0	0		

Ref.	Item Description	Detail / Justification	2010/11 Budget £	2011/12 Budget £	2012/13 Budget £	2013/14 Budget £	2014/15 Budget £	Contact	Cttee Priority
C2557	Formal Picnic and BBQ facilities in City Parks (funded from Developer Contributions) [Arts & Recreation Plan]	Subject to further local consultation the provision of more picnic benches and suitable BBQ facilities in the larger parks and open spaces across the City. Funding is through expenditure of off-site Developer Contributions for Informal Open space.	0	54,000	0	0	0	Alistair Wilson	
	<i>Climate Change Rating : Nil</i>		<i>Requirement for new funding (included above) :</i>						
			0	0	0	0	0		
C2558	Outdoor fitness equipment and trim trail provision in parks and open spaces across the City ((funded from Developer Contributions) [Arts & Recreation Plan]	Subject to further local consultation and suitable locations the provision of outdoor fitness equipment and trim trails around popular running and fitness routes. Funding is through expenditure of off-site Developer Contributions for Formal and Informal Open space.	0	120,000	0	0	0	Ian Ross	
	<i>Climate Change Rating : Nil</i>		<i>Requirement for new funding (included above) :</i>						
			0	0	0	0	0		
C2559	Trumpington Recreation Ground - Outdoor Recreation space (funded from Developer Contributions) [Arts & Recreation Plan]	As part of the ESPO Play procurement contract to deliver and provide an outdoor recreation facility to include electronic interactive play equipment, outdoor sporting items such as Table Tennis Tables and table football, landscaping works to shield wind and set out formal open space for chess tables. Funding is through expenditure of off-site Developer Contributions for Children's play and Informal Open space.	0	46,000	2,000	0	0	Ian Ross	
	<i>Climate Change Rating : +L</i>		<i>Requirement for new funding (included above) :</i>						
			0	0	0	0	0		

Ref.	Item Description	Detail / Justification	2010/11 Budget £	2011/12 Budget £	2012/13 Budget £	2013/14 Budget £	2014/15 Budget £	Contact	Cttee Priority
C2560	Woodhead Drive - Play area (funded from Developer Contributions) [Arts & Recreation Plan]	As part of the ESPO Play procurement contract to update and expand the age range and size of the play area and provide some play abased landscaping to the open space. Funding is through expenditure of off-site Developer Contributions for Children's play and Informal Open space.	0	48,000	2,000	0	0	Ian Ross	
	<i>Climate Change Rating : +L</i>		<i>Requirement for new funding (included above) :</i>						
			0	0	0	0	0		
C2727	Replacement of Corn Exchange stage winches [Arts & Recreation Plan]	The purchase, installation and commissioning of seven stage winches for the Corn Exchange that have been highlighted, following inspection, as having defects and showing signs of wear. This will be funded from R&R contributions.	27,000	0	0	0	0	Graham Saxby	
	<i>Climate Change Rating : n/a</i>		<i>Requirement for new funding (included above) :</i>						
			0	0	0	0	0		
C2734	Improvements to Hobbs Pavilion on Parkers Piece (funded from Developer Contributions) [Arts & Recreation Plan]	Working with the Mai Thai Restaurant, this project is the refurbishment and extension of the Hobbs Pavilion to provide the City Council with three new changing rooms, a multi purpose room, new grounds room and equipment storage areas, and the restaurant an additional secure and hygienic food storage facility. This proposal represents the City Council's share of costs and will be met from Developer Contributions for Formal Open Space.	82,000	158,000	0	0	0	Ian Ross	
	<i>Climate Change Rating : n/a</i>		<i>Requirement for new funding (included above) :</i>						
			0	0	0	0	0		

Ref.	Item Description	Detail / Justification	2010/11 Budget £	2011/12 Budget £	2012/13 Budget £	2013/14 Budget £	2014/15 Budget £	Contact	Cttee Priority
------	------------------	------------------------	------------------------	------------------------	------------------------	------------------------	------------------------	---------	-------------------

Total of Com Serv - A&R Bids For inclusion in Capital Plan :

109,000	2,679,000	701,000	0	0
----------------	------------------	----------------	----------	----------

Requirement for new funding (included in the total above)

0	190,000	0	0	0
---	---------	---	---	---

Total of Com Serv - A&R Capital Bids :

109,000	2,679,000	701,000	0	0
----------------	------------------	----------------	----------	----------

Requirement for new funding (included in the total above)

0	190,000	0	0	0
---	---------	---	---	---

Ref.	Item Description	Detail / Justification	2010/11 Budget £	2011/12 Budget £	2012/13 Budget £	2013/14 Budget £	2014/15 Budget £	Contact	Cttee Priority
------	------------------	------------------------	------------------------	------------------------	------------------------	------------------------	------------------------	---------	-------------------

Community Services Scrutiny Committee

Community Services - Community Development & Health Portfolio

Capital Bids

For inclusion in Capital Plan

C2513	Safer City Capital Grant Programme [Community Development & Health Plan]	A report to Community Services Scrutiny Committee in October 2010 resulted in the Executive Councillor for Development and Health agreeing to bid for funding for the Safer City Capital Grant Programme in the forthcoming budget round.	0	17,000	17,000	17,000	17,000	Lynda Kilkelly	
-------	---	---	---	--------	--------	--------	--------	----------------	--

Climate Change Rating : Nil

Requirement for new funding (included above) :

0	17,000	17,000	17,000	17,000
---	--------	--------	--------	--------

C2598	Investment in CCTV technology to reduce communications costs [Community Development & Health Plan]	There is potential to substantially reduce annual running costs of CCTV camera communications/line rentals, by investing in alternative technologies. This bid is funded from existing R&R. (See also S2638).	0	150,000	0	0	0	Martin Beaumont	
-------	---	---	---	---------	---	---	---	-----------------	--

Climate Change Rating : -L

Requirement for new funding (included above) :

0	0	0	0	0
---	---	---	---	---

Ref.	Item Description	Detail / Justification	2010/11 Budget £	2011/12 Budget £	2012/13 Budget £	2013/14 Budget £	2014/15 Budget £	Contact	Cttee Priority
------	------------------	------------------------	------------------------	------------------------	------------------------	------------------------	------------------------	---------	-------------------

Total of Com Serv - CD&H Bids For inclusion in Capital Plan :

0	167,000	17,000	17,000	17,000
----------	----------------	---------------	---------------	---------------

Requirement for new funding (included in the total above)

<i>0</i>	<i>17,000</i>	<i>17,000</i>	<i>17,000</i>	<i>17,000</i>
----------	---------------	---------------	---------------	---------------

Total of Com Serv - CD&H Capital Bids :

0	167,000	17,000	17,000	17,000
----------	----------------	---------------	---------------	---------------

Requirement for new funding (included in the total above)

<i>0</i>	<i>17,000</i>	<i>17,000</i>	<i>17,000</i>	<i>17,000</i>
----------	---------------	---------------	---------------	---------------

Ref.	Item Description	Detail / Justification	2010/11 Budget £	2011/12 Budget £	2012/13 Budget £	2013/14 Budget £	2014/15 Budget £	Contact	Cttee Priority
------	------------------	------------------------	------------------------	------------------------	------------------------	------------------------	------------------------	---------	-------------------

Environment Scrutiny Committee

Environment - Climate Change & Growth Portfolio

Capital Bids

For inclusion in Capital Plan

C2479	Environmental Improvement Programme [Climate Change & Growth Plan]	The current Environmental Improvement Programme, delegated to Area Committees by population ends in March 2011. This proposal is for a new four year capital programme. The eligibility criteria for EIP schemes will be revisited and an emphasis placed on participation of residents in proposing and agreeing annual work programmes within each Area Committee.	0	200,000	200,000	200,000	200,000	Toni Ainley	
-------	---	--	---	---------	---------	---------	---------	-------------	--

Climate Change Rating : Nil

Requirement for new funding (included above) :

0	0	200,000	200,000	200,000
---	---	---------	---------	---------

Ref.	Item Description	Detail / Justification	2010/11 Budget £	2011/12 Budget £	2012/13 Budget £	2013/14 Budget £	2014/15 Budget £	Contact	Cttee Priority
C2634	Joint Cycleways Capital Budget [Climate Change & Growth Plan]	This bid of £100,000 per year includes an annual £50,000 contribution from the City Council to match fund the County's £50,000 per year contribution to capital cycle schemes in the city for the next four years. Schemes are prioritised according to a set criteria and it is proposed that a programme of schemes is approved by Environment Scrutiny and the Cambridge Traffic Management Area Joint Committee in advance for the full duration of the 4 year programme, with the City Council leading of the management of the total budget. Funded schemes so far have included re-signing the city cycle network, cycle improvements to the Newmarket Road corridor and widening the foot/cycle path through New Bit.	0	100,000	100,000	100,000	100,000	Clare Rankin	

Climate Change Rating : +H

Requirement for new funding (included above) :

0	0	50,000	50,000	50,000
---	---	--------	--------	--------

C2656	Solar PV Panel installation (non-housing) [Climate Change & Growth Plan]	Installation of 4kW solar PV panels on 14 non-housing Council properties to reduce the Council's carbon footprint and generate a 25-year financial return on investment from Government Feed In Tariff receipts. 14 properties have been assessed as potentially financially viable, and the budget would be used to assess technical viability, purchase and install solar panels and associated structural and electrical works. (linked to S2658, see also RB2731, C2655,S2657)	0	224,000	0	0	0	Bob Hadfield	
-------	---	---	---	---------	---	---	---	--------------	--

Climate Change Rating : +H

Requirement for new funding (included above) :

0	224,000	0	0	0
---	---------	---	---	---

Ref.	Item Description	Detail / Justification	2010/11 Budget £	2011/12 Budget £	2012/13 Budget £	2013/14 Budget £	2014/15 Budget £	Contact	Cttee Priority
C2688	Purchase of "Land Explorer" software to help view 3-D city wide buildings model for use in assessing planning proposals and in developing a modelling service for planning applicants. [Climate Change & Growth Plan]	Purchase of Land Explorer. This bid represents the second part of the Council's 3-D modelling capability. Land Explorer will enable the use of the city-wide 3-D model held by the Joint Urban Design Team to be used more widely by members, officer and developers in the assessment and consideration of key planning proposals. It will also have the potential to be developed into a fee-earning service whereby developers provide the Council with 3-D information. Sheffield City Council have already been operating such a system successfully for some time now. This is to be funded from a bid to the Technology Investment Fund (TIF).	0	10,000	0	0	0	Glen Richardson	
	<i>Climate Change Rating : Nil</i>		<i>Requirement for new funding (included above) :</i>						
			0	0	0	0	0		
C2719	Grand Arcade car park. Replacement of existing Pay on Foot equipment -R&R funding [Climate Change & Growth Plan]	To replace existing car park Pay on Foot system. Linked to development of car park management systems for Grand Arcade. This will be funded from R & R Funds.	0	400,000	0	0	0	Paul Necus	
	<i>Climate Change Rating : Nil</i>		<i>Requirement for new funding (included above) :</i>						
			0	0	0	0	0		

Ref.	Item Description	Detail / Justification	2010/11 Budget £	2011/12 Budget £	2012/13 Budget £	2013/14 Budget £	2014/15 Budget £	Contact	Cttee Priority
------	------------------	------------------------	------------------------	------------------------	------------------------	------------------------	------------------------	---------	-------------------

Total of Envt - CC&G Bids For inclusion in Capital Plan :

0	934,000	300,000	300,000	300,000
----------	----------------	----------------	----------------	----------------

Requirement for new funding (included in the total above)

<i>0</i>	<i>224,000</i>	<i>250,000</i>	<i>250,000</i>	<i>250,000</i>
----------	----------------	----------------	----------------	----------------

Total of Envt - CC&G Capital Bids :

0	934,000	300,000	300,000	300,000
----------	----------------	----------------	----------------	----------------

Requirement for new funding (included in the total above)

<i>0</i>	<i>224,000</i>	<i>250,000</i>	<i>250,000</i>	<i>250,000</i>
----------	----------------	----------------	----------------	----------------

Ref.	Item Description	Detail / Justification	2010/11 Budget £	2011/12 Budget £	2012/13 Budget £	2013/14 Budget £	2014/15 Budget £	Contact	Cttee Priority
------	------------------	------------------------	------------------------	------------------------	------------------------	------------------------	------------------------	---------	-------------------

Environment Scrutiny Committee

Environment - Environmental & Waste Services Portfolio

Capital Bids

For inclusion in Capital Plan

C2681	Additional Investment in the Capital Toilet Improvement Programme [Environmental & Waste Services Plan]	As part of the toilet improvement programme Silver Street toilets have been identified as below standard and in need of major capital investment as highlighted in the Medium Term Strategy published in September 2010.	0	350,000	150,000	0	0	Toni Ainley	
-------	--	--	---	---------	---------	---	---	-------------	--

Climate Change Rating : +M

Requirement for new funding (included above) :

0	350,000	150,000	0	0
---	---------	---------	---	---

Total of Evt - E&WS Bids For inclusion in Capital Plan :

0	350,000	150,000	0	0
----------	----------------	----------------	----------	----------

Requirement for new funding (included in the total above)

0	350,000	150,000	0	0
---	---------	---------	---	---

Ref.	Item Description	Detail / Justification	2010/11 Budget £	2011/12 Budget £	2012/13 Budget £	2013/14 Budget £	2014/15 Budget £	Contact	Cttee Priority
	Total of Envt - E&WS Capital Bids :		0	350,000	150,000	0	0		
	<i>Requirement for new funding (included in the total above)</i>		<i>0</i>	<i>350,000</i>	<i>150,000</i>	<i>0</i>	<i>0</i>		

Ref.	Item Description	Detail / Justification	2010/11 Budget £	2011/12 Budget £	2012/13 Budget £	2013/14 Budget £	2014/15 Budget £	Contact	Cttee Priority
------	------------------	------------------------	------------------------	------------------------	------------------------	------------------------	------------------------	---------	-------------------

Strategy & Resources Scrutiny Committee

Strategy & Resources - Customer Services & Resources Portfolio

Capital Bids

For inclusion in Capital Plan

C2526	Continuation of the City Centre Management Capital Grant Programme [Customer Services & Resources Plan]	The current City Centre Management Capital Grant Programme is due to come to a close at the end of 2010/11. The objective of this scheme is to support organisations in delivering projects that make the city centre more attractive and improve its vitality and economic viability through pump priming. Match funding at 50% is a prerequisite of the scheme. This bid is for the continuation of this programme, for a further four years at a reduced level of £20k per annum, to then be reviewed again in 2014/15.	0	20,000	20,000	20,000	20,000	Emma Thornton	
-------	--	--	---	--------	--------	--------	--------	---------------	--

Climate Change Rating : +H

Requirement for new funding (included above) :

0	20,000	20,000	20,000	20,000
---	--------	--------	--------	--------

C2528	Redesign of the Visit Cambridge website in order to realise the commercial opportunities for the service [Customer Services & Resources Plan]	This project seeks to procure the services required to redesign the Visit Cambridge website in order that the commercial opportunities of a full Destination Management website are realised. It will be a key strategic project in order to reduce the cost of tourism to the City Council. This is to be funded from a bid to to the Technology Investment Fund (TIF).	0	30,000	0	0	0	Emma Thornton	
-------	--	--	---	--------	---	---	---	---------------	--

Climate Change Rating : +L

Requirement for new funding (included above) :

0	0	0	0	0
---	---	---	---	---

Ref.	Item Description	Detail / Justification	2010/11 Budget £	2011/12 Budget £	2012/13 Budget £	2013/14 Budget £	2014/15 Budget £	Contact	Cttee Priority
C2580	Procurement of Northgate's e-Benefits, Self-Serve and Mobile Working module [Customer Services & Resources Plan]	The procurement of software (Northgate e-Benefits, Self-Serve and Mobile Working module). The Northgate e-Benefits, Self-Serve and Mobile Working module will assist claimants and Customer Services Advisors to receive applications for Housing Benefit and to carry out benefit preliminary assessment interviews more quickly at first point of contact. It allows non-experts to receive claims easily, avoiding unnecessary questions being asked. The capital cost will be met from DWP Additional Administration Grant funding and reserves.	47,000	0	0	0	0	John Frost	
	<i>Climate Change Rating : +L</i>		<i>Requirement for new funding (included above) :</i>						
			7,000	0	0	0	0		
C2722	Bid to purchase electric van and release savings from corporate courier contract [Customer Services & Resources Plan]	Bid to purchase electric van and release savings from corporate courier contract. (See also S2723).	0	14,000	0	0	0	James Nightingale	
	<i>Climate Change Rating : +L</i>		<i>Requirement for new funding (included above) :</i>						
			0	14,000	0	0	0		

Ref.	Item Description	Detail / Justification	2010/11 Budget £	2011/12 Budget £	2012/13 Budget £	2013/14 Budget £	2014/15 Budget £	Contact	Cttee Priority
Total of Strategy - CS&R Bids For inclusion in Capital Plan :			47,000	64,000	20,000	20,000	20,000		
<i>Requirement for new funding (included in the total above)</i>			<i>7,000</i>	<i>34,000</i>	<i>20,000</i>	<i>20,000</i>	<i>20,000</i>		
Total of Strategy - CS&R Capital Bids :			47,000	64,000	20,000	20,000	20,000		
<i>Requirement for new funding (included in the total above)</i>			<i>7,000</i>	<i>34,000</i>	<i>20,000</i>	<i>20,000</i>	<i>20,000</i>		
Overall Total of Capital Bids :			156,000	4,194,000	1,188,000	337,000	337,000		
<i>Requirement for new funding (included in the total above)</i>			<i>7,000</i>	<i>815,000</i>	<i>437,000</i>	<i>287,000</i>	<i>287,000</i>		

Printed on : 22 December 2010 at : 03:42 PM

2011/12 HRA Capital Bids Housing Investment Programme

- Unavoidable and Other Bids

Appendix Q (HRA)
[Strategy Scrutiny Committee]

Ref.	Item Description	Detail / Justification	2010/11 Budget £	2011/12 Budget £	2012/13 Budget £	2013/14 Budget £	2014/15 Budget £	Contact	Officer Priority
------	------------------	------------------------	------------------------	------------------------	------------------------	------------------------	------------------------	---------	---------------------

Housing Revenue Account Scrutiny Committee

Housing Revenue Account Portfolio

Capital Bids

For inclusion in Capital Plan

C2655	Solar PV Panel installation (housing) [Housing Revenue Account Plan]	Installation of 4kW solar PV panels on 13 communal housing Council properties to reduce the Council's carbon footprint and generate a 25-year financial return on investment from Government Feed In Tariff receipts. 13 properties have been assessed as potentially financially viable, and the budget would be used to assess technical viability, purchase and install solar panels and associated structural and electrical works. This capital bid is linked to saving S2657 (see also RB2731, C2656, S2658).	0	208,000	0	0	0	Bob Hadfield	H
-------	---	---	---	---------	---	---	---	--------------	---

Climate Change Rating : +H

Requirement for new funding (included above) :

0	208,000	0	0	0
---	---------	---	---	---

Ref.	Item Description	Detail / Justification	2010/11 Budget £	2011/12 Budget £	2012/13 Budget £	2013/14 Budget £	2014/15 Budget £	Contact	Officer Priority
C2716	Seymour Court Development Costs [Housing Revenue Account Plan]	An additional sum of £1,047k is proposed to be ear-marked for the redevelopment of the Seymour Court site in 2011/12. This figure is the anticipated maximum additional investment and may be subject to amendment after a special Community Services on 9th December 2010.	0	1,047,000	0	0	0	Alan Carter	H

Climate Change Rating : +M

Requirement for new funding (included above) :

0	716,000	0	0	0
---	---------	---	---	---

Total of HRA Bids For inclusion in Capital Plan :

0	1,255,000	0	0	0
----------	------------------	----------	----------	----------

Requirement for new funding (included in the total above)

0	924,000	0	0	0
---	---------	---	---	---

Total of HRA Capital Bids :

0	1,255,000	0	0	0
----------	------------------	----------	----------	----------

Requirement for new funding (included in the total above)

0	924,000	0	0	0
---	---------	---	---	---

Ref.	Item Description	Detail / Justification	2010/11 Budget £	2011/12 Budget £	2012/13 Budget £	2013/14 Budget £	2014/15 Budget £	Contact	Officer Priority
Overall Total of Capital Bids :			0	1,255,000	0	0	0		
<i>Requirement for new funding (included in the total above)</i>			<i>0</i>	<i>924,000</i>	<i>0</i>	<i>0</i>	<i>0</i>		

Printed on : 24 December 2010 at : 01:51 PM

Capital Plan Funding Availability Projections – 2010/11 to 2014/15

Funding Type	Financial Year				
	2010/11 £ 000	2011/12 £ 000	2012/13 £ 000	2013/14 £000	2014/15 £ 000
External Support					
Basic Credit Approval (BCA)	0	0	0	0	0
Specified Capital Grants (SCG)	(842)	(262)	(262)	(262)	(262)
Supplementary Credit Approvals (SCA)	0	0	0	0	0
Deferred Capital Contributions e.g. Lottery Grant (Capital Financing Reserve)	(112)	0	0	0	0
Other Sources	(250)	(371)	(55)	(55)	(50)
Major Repairs Allowance (MRA)	(5,020)	(5,089)	(5,080)	(5,030)	(5,010)
Developer Contributions	(1,762)	(3,902)	(701)	0	0
TOTAL - External Support	(7,986)	(9,624)	(6,098)	(5,347)	(5,322)
City Council					
Other Sources	0	0	0	0	0
Usable Capital Receipts	(998)	(1,387)	(561)	(496)	(463)
Direct Revenue Financing (DRF) - HRA	(2,743)	(2,021)	(2,851)	(2,501)	(2,527)
Direct Revenue Financing (DRF) - GF Services	(78)	0	0	0	0
Earmarked Reserve - Repair & Renewals Fund	(2,571)	(3,831)	(1,301)	(1,885)	(2,149)
Earmarked Reserve - Capital Contributions	(1,857)	(1,100)	(942)	0	0
Direct Revenue Financing (DRF) - Use of Reserves	(1,933)	(3,682)	(1,381)	(1,380)	(1,380)
Earmarked Reserves - Technology Investment Fund	(131)	(40)	0	0	0
HRA Capital Balances	(5,490)	(5,612)	921	357	228
Direct Revenue Financing (DRF) - Temporary Use of Reserves	(60)	(50)	0	0	0
Prudential Borrowing	(283)	0	0	0	0
TOTAL - City Council	(16,144)	(17,723)	(6,115)	(5,905)	(6,291)
Total Available Finance	(24,130)	(27,347)	(12,213)	(11,252)	(11,613)

Key: DRF - Direct Revenue Financing HRA - Housing Revenue Account GF - General Fund

Housing Capital Investment Plan - HRA & GF

	2010/11 Original Budget £000's	2010/11 Current Budget Nov 2010 £000's	2010/11 Revised Budget Jan 2011 £000's	Variance £000's	Notes	2011/12 £000's	2012/13 £000's	2013/14 £000's	2014/15 £000's	2015/16 £000's
General Fund Housing Capital Spend										
Investment in Affordable Housing (Including Developer's Contributions)	15	15	15	0		0	0	0	0	0
Other General Fund Housing	1,740	1,724	1,624	(100)	1	2,977	802	765	765	765
Total General Fund Housing Capital Spend	1,755	1,739	1,639	(100)		2,977	802	765	765	765
HRA Capital Spend										
Decent Homes Programme	5,208	5,710	5,377	(333)	2	4,907	4,325	4,521	4,723	3,586
Other Spend on HRA Stock	2,902	3,404	3,091	(313)	3	3,029	2,116	2,116	2,016	1,916
HRA New Build	895	1,341	1,341	0		1,047	0	0	0	0
Cambridge Standard Works	200	370	370	0		200	200	200	200	200
Sheltered Housing Capital Investment	3,637	4,156	4,116	(40)	4	1,440	60	0	0	0
Other HRA Capital Spend	330	513	513	0		330	330	330	330	330
Total HRA Capital Spend	13,172	15,494	14,808	(686)		10,953	7,031	7,167	7,269	6,032
Total Housing Capital Spend	14,927	17,233	16,447	(786)		13,930	7,833	7,932	8,034	6,797
Housing Capital Resources										
Right to Buy Receipts	(207)	(430)	(430)	0		(327)	(261)	(196)	(163)	(130)
Other Capital Receipts (Land and Dwellings)	0	0	0	0		0	0	0	0	0
MRA	(5,020)	(5,020)	(5,020)	0		(5,089)	(5,080)	(5,030)	(5,010)	(5,006)
Direct Revenue Financing of Capital	(2,743)	(2,743)	(2,743)	0		(2,021)	(2,851)	(2,501)	(2,527)	(2,435)
Other Capital Resources (Grants / Shared Ownership / R&R Funding)	(1,744)	(2,199)	(2,199)	0		(562)	(562)	(562)	(562)	(562)
Developer's Contributions (Affordable Housing)	(182)	(314)	(314)	0		(331)	0	0	0	0
Prudential Borrowing	(283)	(283)	(283)	0		0	0	0	0	0
Total Housing Capital Resources	(10,179)	(10,989)	(10,989)	0		(8,330)	(8,754)	(8,289)	(8,262)	(8,133)
Net (Surplus) / Deficit of Resources	4,748	6,244	5,458	(786)		5,600	(921)	(357)	(228)	(1,336)
Capital Balances b/f	(13,943)	(13,943)	(13,943)			(7,803)	(2,885)	(2,606)	(2,299)	(1,959)
Use of / (Contribution to) Balances in Year	4,748	6,244	5,458	(786)		5,600	(921)	(357)	(228)	(1,336)
Ear-Marked for Future Investment in HRA Stock	0	0	0	0		0	1,200	664	568	1,709
Ear-Marked for Future Investment in Affordable Housing / (Use of Previously Ear-Marked Resources)	(135)	701	682	(19)		(682)	0	0	0	0
Capital resources remaining to fund future Housing Investment Programme	(9,330)	(6,998)	(7,803)	(805)		(2,885)	(2,606)	(2,299)	(1,959)	(1,586)

Housing Capital Investment Plan

Notes to the Housing Capital Investment Plan

- 1 A reduction of £50,000 is proposed against the approved funding for both Private Sector Housing Grants and Loans and Disabled Facilities Grants in 2010/11, where demand has been less than anticipated.
- 2 Rephasing of decent homes budgets in respect of wall insulation (£177k) is proposed to ensure completion of identified works in 2011/12. Resources of £60k are proposed to be re-allocated from the Housing Health & Safety Rating System budget to the allocation for PVCU installations to tackle some replacements required earlier than anticipated. Savings in bathroom replacements (£106k) and in budgets to address sulphate erosion in HRA stock (£50k) have also been identified in 2010/11.
- 3 Rephasing of £233k in respect of works to balconies is proposed, as the work is not anticipated to be carried out in house in the current year, but will instead be undertaken as part of the externalised contract in 2011/12. £80k requires rephasing into 2011/12, to complete the replacement of communal floor coverings, where problems have been identified with the product proposed and an alternative solution is being sought. A capital bid of £208k is proposed in 2011/12 to enable the installation of photo-voltaics on key HRA properties, with an assumption that the investment will pay back and deliver future revenue savings.
- 4 A capital bid of £1,047k has been included to meet the anticipated costs of the re-development of Seymour Court to deliver 21 units of council owned and managed affordable housing as part of a scheme which would work with a developer to construct a mix of affordable and market housing on the site. The scheme is proposed to be funded using a mix of grant (if available), developer's contributions, housing capital balances and prudential borrowing (if required).
- 5 A saving of £40,000 has been identified in 2010/11 in respect of the outturn position for the redevelopment of Talbot House, where not all of the contingency / retention monies were utilised.
- 6 A transfer has been made between general housing capital balances and those balances ear-marked for future investment in affordable housing following a reconciliation of affordable housing receipts received and related capital expenditure. All currently remaining capital balances ear-marked for investment in affordable housing are anticipated to be used in 2011/12 towards the costs of the re-development of Seymour Court.

ESG Priority Ratings for All Main Items

- Excludes Funding and Efficiency Items

Appendix T
[ESG Ratings - All Items Raised]

Ref.	Item Description	2011/12 Budget £	2012/13 Budget £	2013/14 Budget £	2014/15 Budget £	Contact	Officer Priority	Climate Change Rating	Linked Bids
ESG Priority Rating H									
Unavoidable Revenue Bids									
UR2523	Leisure Management - revenue funds to support preparation and implementation of arrangements from October 2013 onwards [Arts & Recreation Service Plan]	15,000	35,000	0	0	Debbie Kaye	U	+H	-
	Climate Change Explanation :	Proposals resulting from the 2009/10 assessment of carbon reduction measures at City leisure facilities will be taken for implementation during this period subject to available funding. A bid to support this work will be made to the Climate Change Fund.							
Capital Bids									
C2634	Joint Cycleways Capital Budget [Climate Change & Growth Service Plan]	100,000	100,000	100,000	100,000	Clare Rankin	H	+H	-
	Climate Change Explanation :	The impact of this bid will be positive as it aims to reduce the level of motor vehicle traffic in Cambridge. The impact is deemed as high as any capital assets should last longer than 6 years.							
	Total of Priority Rating H :	115,000	135,000	100,000	100,000				

Ref.	Item Description	2011/12 Budget £	2012/13 Budget £	2013/14 Budget £	2014/15 Budget £	Contact	Officer Priority	Climate Change Rating	Linked Bids
Overall Total of ESG Priority Items :		115,000	135,000	100,000	100,000				

Printed on : 22 December 2010 at : 03:33 PM

Sensitivity Analysis

Appendix U

Topic	Quantum	MTS Assumption	Risk
General Fund & Housing Revenue Account			
Employer's Pension Contribution	£39m	BSR includes provision for increases of 0.75% from 2011/12 to 2016/17	Assumptions on life expectancy and negative market effects on the value of assets in the Pension Fund leading to increased employer contribution requirements above the level of provision already made
Pay Settlement	£39m	0% in 2010/11 plus, in line with Government guidance, 0% in 2011/12 and 2012/13 – then 2.5% ongoing.	Actual pay award settlements are agreed at a higher level, mitigated by central government's proposal for 0% increases for the public sector in 2011/12 and 2012/13
Developer Contributions	c. £5.7m	All contributions are used in compliance with terms of agreements	<p>Failure to meet conditions of individual schemes leads to the requirement to repay contributions and accrued interest to developers.</p> <p>Developers seek to renegotiate current agreements in order to improve the viability of their schemes putting at risk the ability to deliver essential infrastructure</p> <p>If the Community Infrastructure Levy is implemented this may reduce income from individual developments.</p>
Energy costs	£1.1m	Officer assessment of current conditions and trends, based on latest contracts	Volatility of world market prices

Topic	Quantum	MTS Assumption	Risk
Future Capital Receipts	Income	Occasional disposal of assets as outlined in the Disposal Programme. Income not taken into account until received.	Market conditions significantly reduce the value of Council assets with the associated reduced level of funding available for new capital investment. Purchaser's ability to buy is limited due to financing constraints.
Investment Income	+/- 1% is c£350k for 2011/12	Assumptions are shown in Section 6 and Appendix L. These are based on a mid-range level provided by market analysts.	Rates fall further than anticipated or for a longer period. A shorter period of recession or a less steep decline in rates would result in increase in investment income. (Positive)
General Fund			
Housing Benefits		Officer assessment of current conditions and trends	Council funded element of provision of the service. Potential increase in Housing Benefit fraud
Council Tax Income	£6.7m p.a.	0% increase for 2011/12, 2.0% for 2012/13 and ongoing are built into projections	Capping criteria are set retrospectively and breaching the criteria could lead to a requirement for rebilling and associated costs together with the loss of Council Tax income. Economic climate may require an increase in enforcement activity.
Car Parking Income	c. £7.6m	Based on Officer and external consultants' projections of usage	Economic downturn reduces usage and/or increased use of Park & Ride and impact of new guided bus Increase in rate of VAT to 20% means that higher charges reduce usage
Bereavement Services Income	£1.4m	Current mortality rates built into BSR assumptions	Falling mortality rate [yet ageing population in Cambridge] Opening of competitor facilities (new Crematorium opening in town of March during 2010) further planning applications are anticipated in view of the expansion of Cambridge sub region and the comparatively low investment required for a profitable new build crematorium with private sector operating costs Success of Commemoration scheme (Positive)

Topic	Quantum	MTS Assumption	Risk
Planning Fee Income	c. £1.0m	Income projections have been increased in line with anticipated reductions in applications	Impact of economic downturn is greater or longer than anticipated
Building Control Fee Income	c. £0.5m	Based on break-even full cost recovery position for the Building Control Service	Impact of economic downturn is greater or longer than anticipated Increased competition from approved inspectors leading to smaller market share New LABC fees guidance leads to significant over or under-recovery of costs
Corn Exchange Income	c. £1.4m	Based on Officer projections of attendance	Economic downturn leads to fall in attendances. Social change leads to lower attendance at live concerts
Folk Festival Income	c. £1.2m	Based on assumption that all tickets will be sold	Economic downturn leads to fall in attendances (as in 2010) and/or failure to retain sponsorship
Market Income	c. £0.7m	Officer assessment of current market conditions and future trends	Increased level of voids as a result of the current economic climate, mitigated by new traders coming to the market as we seek to widen the range of services on the market and the cost of business premises is prohibitive for start-ups.
Commercial Property Income	c. £7.2m	Officer assessment of current market conditions and future trends	Economic conditions lead to increase in voids, increased level of unrecoverable debts, less significant rent increases.
Land Charges Income	c. £0.2m	Reductions based on latest experience have been incorporated	Increased proportion of personal searches and reduced number of overall searches due to market conditions. Potential loss of ability to charge for Personal Searches following a decision by the Information Commissioner.
Housing Revenue Account			
Housing Rent Collection		Budgeted costs based on historic enforcement activity.	Economic climate may require an increase in enforcement activity.

Topic	Quantum	MTS Assumption	Risk
Housing Rents		Based on assumption that actual rent increases are imposed in line with guideline rent increases as per the HRA Subsidy Determination, with convergence in 2015/16. Continuation of caps and limits compensation is also assumed.	To avoid penalty in the subsidy system, actual rent increases have needed to follow increases in guideline rents. Any decision to deviate from this would have a significant negative financial impact for the HRA, in turn putting pressure on the Council's ability to invest in meeting and maintaining decent homes standards in the housing stock. Any further change in convergence date could have a detrimental financial impact on the HRA.
Supporting People & Care funding	c. £1.4m	Government and PCT funding will continue as previously received	Provision of Floating Support to transfer to a new provider from 2011. Care Services re-tendered in August 2010, with outcome anticipated in January 2011. A reduction in funding will lead to a proportional increase in overheads across other HRA services. This will be quantified as part of the 2011 MTS once the tender outcome and any resulting changes are clear.
HRA Review		Any major changes will now not be implemented until 2012/13 at the earliest. The council await the announcements anticipated in early 2011.	Revenue funding for the HRA may not be improved as anticipated by the introduction of a self-financing system. Change in government policy leads to inability to build own social housing stock. Change in originally proposed terms for self-financing may see transfer of risk to a local level without the fully anticipated funding streams.

Appendix V

Topic	Indicative Value	2010/11	2011/12	2012/13	2013/14	2014/15
Spending Review	£12.4m	SR 2010	Future frequency to be agreed			
VAT Partial exemption	c. £500k if breached		Limit breached in year of Mercury Abatement works			
Elections	n/a		5 May 2011: City	3 May 2012: City	2 May 2013: County	1 May 2014 City
National Census	n/a	Census date: 27 March 2011	Census results may feed into the government funding settlement for 2013/14 and will inform the next Spending Review			
CLG / Treasury Review of Council Housing Finance	n/a		Voluntary implementation using existing legislation		Implementation through new legislation	
Pension Fund Triennial Actuarial Review	+/- 1% GF £ 219,000 HRA £ 85,000	Triennial revaluation on position at 31 March 2010	First anticipated change in employer contributions resulting from revaluation		Triennial revaluation on position at 31 March 2013	First anticipated change in employer contributions resulting from revaluation

Topic	Indicative Value	2010/11	2011/12	2012/13	2013/14	2014/15
Refurbishment of Brandon Court	c. £3.6m	Works start December 2010	Anticipated completion January 2012			
Cherry Hinton Hall Park Redevelopment	c £1.0m	Stakeholder consultation	Heritage Lottery bid	Improvement works		
Zion Baptist Church	c. £3.5m	Works underway	Building completion and hand back by March 2012			
Lion Yard	£1.8m		Phase 1+	Phase 2		
Mercury Abatement	c. £2.0m		Installation by Autumn 2011	Net revenue savings used to payback initial investment by 2024/25		
Temporary & Casual Staff management (Comensura Ltd)	£2.0m	Casual staff element extended to November 2011	Casual & Temporary contracts expire November 2011			

Topic	Indicative Value	2010/11	2011/12	2012/13	2013/14	2014/15
ICT Contract	c. £2.0m pa		2 year contract extension from July 2011		Contract expires June 2013	
Leisure Contract Renewal	c. £0.6m pa	Leisure contract extension from October 2010	Start options appraisal for full tender	Ongoing appraisal work and commencement of contract tender process	Leisure Contract expires September 2013	
Decent Homes	c. £4.5m	Capital works complete by March 2011				
Planned works contract	c £5.0m pa		Planned works to council homes and buildings			

General Fund - Projection - 2010/11 to 2014/15

	General Fund category	2010/11	2011/12	2012/13	2013/14	2014/15	Comments / Notes
	Net Spending (Cttee Totals)	23,615,300	22,609,600	20,960,170	21,556,240	21,409,010	Inflated base budgets (includes carry forwards, savings, inflation and PPF effects from prior years)
add	Capital Adjustment Account	497,390	497,390	497,390	497,390	497,390	
less	Minimum Revenue Provision Adjustment	(3,254,400)	(3,254,400)	(3,254,400)	(3,254,400)	(3,254,400)	
		20,858,290	19,852,590	18,203,160	18,799,230	18,652,000	
add	Contribution to :						
	Efficiency Fund	75,000	475,000	200,000	0	0	To support corporate change programme
	Technology Investment Fund (TIF)	84,320	84,320	84,320	84,320	84,320	IT contract saving contribution
	Capital Plan	1,933,000	3,682,000	1,161,000	1,380,000	1,380,000	Includes all new recommendations within the MTS
		22,950,610	24,093,910	19,648,480	20,263,550	20,116,320	
add	Anticipated Changes						
	Previously Approved:						
	Lion Yard - Rent Income	0	0	(278,670)	(278,670)	(278,670)	Balance of net change in rents projected after contribution to capital
	Council Tax Income earmarked for Growth	50,080	109,250	226,690	353,290	474,690	Balance of Earmarked Provision (after previously approved)

General Fund category	2010/11	2011/12	2012/13	2013/14	2014/15	Comments / Notes
Spend						bid X1888)
Lion Yard rent income	0	0	121,180	121,180	121,180	Reworked for capital and rent projections
Employers National Insurance Rates	0	145,300	152,200	152,200	152,200	Impact of pre-Budget Report 2008 measures
Fuel Duties	24,330	26,680	29,020	29,020	29,020	Impact of pre-Budget Report 2008 measures
Pensions Fund Revaluation Provision	0	164,250	328,500	328,500	328,500	Provision for an increase of 0.75% in both 2011/12 and 2012/13 in the Employer's Pension Contribution rate, in anticipation of the 31 March 2010 triennial revaluation of the Pension Fund.
Pay Awards (Pre-Budget Report 9 December 2009 pay cap at 1% for 2 years)	0	(109,500)	(438,000)	(438,000)	(438,000)	Change to provisions since Sept 09 MTS as follows: 2011/12 (from 1.5% to 1.0%), 2012/13 (from 2.5% to 1.0%), future yrs remain at 2.5%
National Insurance (Pre-Budget Report 9 December 2009, additional 0.5% increase w.e.f. 2011/12)	0	109,500	109,500	109,500	109,500	Additional 0.5% increase w.e.f. 2011/12
Icelandic Investments	1,668,910	(277,640)	(191,380)	(163,930)	(144,250)	Projected net loss of principal (impact of anticipated repayments are built into the latest external interest projections) - updated since MTS Sept 2010
Pensions Fund Revaluation Provision	0	0	0	164,250	328,500	Extension of provision for a 0.75% increase for each year 2013/14 to 2016/17
New for 2011/12						
Pay Award 2010/11 - remove 1% provision	(285,000)	(285,000)	(285,000)	(285,000)	(285,000)	
Pay Freeze 2011/12	0	(428,000)	(428,000)	(428,000)	(428,000)	

General Fund category	2010/11	2011/12	2012/13	2013/14	2014/15	Comments / Notes
Pay Freeze 2012/13	0	0	(715,000)	(715,000)	(715,000)	
Less than £21k cost of £250s	0	68,000	136,000	136,000	136,000	
Employer's NI thresholds raised	0	(81,000)	(81,000)	(81,000)	(81,000)	
Parking Income	(500,000)	(500,000)	(500,000)	(500,000)	(500,000)	Increase due to usage
Parking Income - impact of VAT increase 4 Jan 2011	75,000	0	0	0	0	
Insurance Premium Tax	0	3,500	3,500	3,500	3,500	
NNDR 2010 Valuation increases	124,100	232,310	232,310	232,310	232,310	Rate relief reduces after 2010/11
NNDR refund re Mill Road Depot	(214,040)	0	0	0	0	
External Interest	256,000	1,007,000	300,000	0	0	
CCTV reduced income	0	45,000	45,000	45,000	45,000	
Homelessness - penalties for terminating contract following loss of DCLG grant	0	107,000	0	0	0	
Review incremental progression	0	(50,000)	(50,000)	(50,000)	(50,000)	From 2.2% to 1.9%
Inflation adjustments - Property Rents	0	154,670	154,670	154,670	154,670	Compared to CPI 3.2%
TIF contribution - remove after 2011/12	0	(84,320)	(84,320)	(84,320)	(84,320)	
Climate Change - one-off contribution	250,000	0	0	0	0	
One year extension of growth-related fixed-term posts - gross costs	0	873,900	0	0	0	Extension allows further consideration as part of the developing an integrated planning service

	General Fund category	2010/11	2011/12	2012/13	2013/14	2014/15	Comments / Notes
	One year extension of growth-related fixed-term posts - part funded from additional income	0	(436,950)	0	0	0	Assumes additional planning income including New Homes Bonus
	Current Year variances	(830,920)	0	0	0	0	
	Net Savings and Bids compared to target 2011/12	0	(105,450)	(162,550)	(212,550)	(396,450)	Includes Service Review savings
	Reversal of actual spend and special grant for Concessionary Fares	0	(2,506,170)	(2,506,170)	(2,506,170)	(2,506,170)	
		23,569,070	22,276,240	15,766,960	16,350,330	16,324,530	
add	- Future Years PPF Provision	-	0	500,000	500,000	500,000	New provision included in each budget year. Prior years effects are shown in Net Spending (Cttee Totals)
		23,569,070	22,276,240	16,266,960	16,850,330	16,824,530	
less	Net savings Requirement	0	(2,068,230)	(618,000)	(1,287,860)	(1,683,310)	New savings required in each budget year - Executive Decision
	Total Net Spending Requirement	23,569,070	20,208,010	15,648,960	15,562,470	15,141,220	

General Fund - Funding Statement - 2010/11 to 2014/15

	General Fund category	2010/11	2011/12	2012/13	2013/14	2014/15	Comments / Notes
	Total Net Spending Requirement	23,569,070	20,208,010	15,648,960	15,562,470	15,141,220	
less	External Support						
	- Formula Grant	(12,438,370)	(9,451,100)	(8,435,880)	(7,991,750)	(7,571,020)	Formula Grant (RSG and NNDR Pool share)
	- Council Tax Compensation Grant	0	(170,000)	(170,000)	(170,000)	(170,000)	Council Tax Compensation Grant
		11,130,700	10,586,910	7,043,080	7,400,720	7,400,200	
less	Collection Fund (Surplus) / Deficit	0	41,580	0	0	0	
	- Council Tax Collection Fund						Based on latest review of Collection Funds
		11,130,700	10,628,490	7,043,080	7,400,720	7,400,200	
less	Income from Council Tax	(6,696,950)	(6,785,900)	(7,064,610)	(7,356,070)	(7,648,840)	
	Contribution (To) / From Reserves	4,433,750	3,842,590	(21,530)	44,650	(248,640)	

	Memo Items	2010/11	2011/12	2012/13	2013/14	2014/15	
Council Tax							
	- Taxbase	40,205	40,739	41,581	42,447	43,270	
	- Band 'D' Council Tax	£166.57	£166.57	£169.90	£173.30	£176.77	
	- Implied annual Council Tax increase	-	0.00%	2.00%	2.00%	2.00%	

General Fund - Reserves Projection - 2010/11 to 2014/15

	General Fund category	2010/11	2011/12	2012/13	2013/14	2014/15	Comments / Notes
	Balance as at 1 April (b/fwd)	10,382,080	6,409,870	3,356,200	4,191,720	4,998,420	
less	Contribution To / (From) Reserves	(4,433,750)	(3,842,590)	21,530	(44,650)	248,640	
less	Temporary (Use) / Payback of Reserves						Net use of Reserves for Cash Flow purposes
	- Customer Access	655,050	655,050	655,050	664,670	673,700	Payback completed by 2014/15
	- Guildhall Working Party - Option 1	(203,510)	123,870	148,940	176,680	184,630	Payback completed by 2017/18
	- Memorials	10,000	10,000	10,000	10,000	10,000	Payback completed by 2017/18
	Balance as at 31 March (c/fwd)	6,409,870	3,356,200	4,191,720	4,998,420	6,115,390	Minimum working balance level of £1.5m, medium-term target level of £5m.

Cambridge City Council
Equality Impact Assessment
(at 21 December 2010)
Budget 2011-2012

What is this template for?

Completing this template will help you to think about what the impact of existing or new strategies, policies, plans, projects, contracts, major changes in services or decisions may be on service users, residents and staff. It will help you to deliver better services by making sure that, as far as possible, they reflect the needs of all our citizens, and of our staff.

When do I need to do an Equality Impact Assessment?

You only need to do an Equality Impact Assessment if your strategy, policy, plan, project, contract, major change in service or decision is **relevant** to equality. The 'relevance test' in the General Guidance notes will help you to decide whether your activity is relevant to equality. The assessment is now a single stage rather than a three stage process as previously.

How do I use the template?

The template is easy to use. You do not need to have specialist 'equalities' knowledge to complete it. It asks you to make judgements based on evidence and experience. There are guidance notes to help you complete this template, which you can refer to. You can also get advice from Anette Grindsted, Project Support Officer, on 01223 457063 or email anette.grindsted@cambridge.gov.uk or from your departmental Equalities Link Officer.

Equality Impact Assessment

General Information		
1.	Title of strategy, policy, plan, project, contract, major change in service or decision:	Budget 2011-2012
2.	What is the objective or purpose of the strategy, policy, plan, project, contract, major change in service or decision?	To enable the City Council to set a balanced budget that reflects the Council's 8 vision statements and takes into account Councillor's priorities in its proposals for achieving the savings required.
3.	Who will be affected by this strategy, policy, plan, project, contract, major changes in services or decision? <i>(Please tick those that apply)</i>	<input checked="" type="checkbox"/> Residents <input checked="" type="checkbox"/> Visitors <input checked="" type="checkbox"/> Staff A specific client group or groups (please state):
4.	What type of strategy, policy, plan, project, contract, major change in service or decision is this? <i>(Please tick)</i>	<input checked="" type="checkbox"/> New <input type="checkbox"/> Revised <input type="checkbox"/> Existing
5.	Responsible department, section, service manager and Head of Service.	Department: Resources Section: Accountancy and Support Services Service Manager: n/a Head of Service: Julia Minns

6.	Are other departments or partners involved in delivering this strategy, policy, plan, project, contract, major change in service or decision?	<input type="checkbox"/> No <input checked="" type="checkbox"/> Yes (please give details):
Gathering Performance Data		
7.	How do you (or how will you) monitor the impact of the strategy, policy, plan, project, contract, major change in service or decision? <i>(Please tick any that apply and give examples e.g. bench marking with the Housing Quality Network)</i>	<input checked="" type="checkbox"/> Performance indicators/targets <input checked="" type="checkbox"/> Benchmarking with other organisations <input type="checkbox"/> User satisfaction survey results <input checked="" type="checkbox"/> Consultation results <input checked="" type="checkbox"/> Complaints information <input checked="" type="checkbox"/> Freedom of Information requests <input checked="" type="checkbox"/> Service uptake data <input checked="" type="checkbox"/> External verification e.g. inspection results, views of organisations representing equalities groups <input type="checkbox"/> Staff survey results <input type="checkbox"/> Workforce monitoring data <input type="checkbox"/> Partnership consultation <input type="checkbox"/> Other (please state:) <input type="checkbox"/> None

8.	Which of the equalities groups does this monitoring data relate to? <i>(Please tick any that are relevant)</i>	<input checked="" type="checkbox"/> Age <input checked="" type="checkbox"/> Disability <input checked="" type="checkbox"/> Gender/transgender <i>(inc gender re-assignment, pregnancy and maternity)</i> <input type="checkbox"/> Marriage and Civil Partnership <input checked="" type="checkbox"/> Race <input type="checkbox"/> Religion/belief <input type="checkbox"/> Sexual orientation <input type="checkbox"/> None	Other factors that may lead to inequality e.g. social class, income or financial exclusion, children in care, ex-offenders <i>(please state)</i> : Income If you collect different monitoring data for different groups for different aspects of your service please give details here:
----	--	---	---

Analysing Performance Data

				Positive (P)/ Negative (N)	Insufficient evidence	
		Same impact	Not same impact			
9.	Using the monitoring information that you have or will be collecting, please indicate if the impact of the strategy, policy, plan, project, contract, major change in service or decision is/is likely to be the same for the equalities groups as it is for the population or the workforce as a whole.	Age	<input type="checkbox"/>	✓	Both	<input type="checkbox"/>
		Disability	<input type="checkbox"/>	✓	P	<input type="checkbox"/>
		Gender <i>(Inc pregnancy and maternity)</i>	<input type="checkbox"/>	✓	Both	<input type="checkbox"/>
		Transgender <i>(inc gender re-assignment)</i>	✓	<input type="checkbox"/>	<input type="checkbox"/>	<input type="checkbox"/>
		Marriage and Civil Partnership	✓	<input type="checkbox"/>	<input type="checkbox"/>	<input type="checkbox"/>

		Race	<input type="checkbox"/>	✓	N	<input type="checkbox"/>
		Religion/belief	✓	<input type="checkbox"/>	<input type="checkbox"/>	<input type="checkbox"/>
		Sexual orientation	✓	<input type="checkbox"/>	<input type="checkbox"/>	<input type="checkbox"/>
		Other factors that may lead to inequality (please state):				
		1. Income	<input type="checkbox"/>	✓	N	<input type="checkbox"/>
		2.	<input type="checkbox"/>	<input type="checkbox"/>	<input type="checkbox"/>	<input type="checkbox"/>
		3.	<input type="checkbox"/>	<input type="checkbox"/>	<input type="checkbox"/>	<input type="checkbox"/>
		None	<input type="checkbox"/>	<input type="checkbox"/>	<input type="checkbox"/>	<input type="checkbox"/>

		Equalities Group Affected	What the potential negative impact is	Evidence of potential negative impact if there is any.
10.	<p>List and explain any negative impacts identified in Qu 9. State which equalities group is/may be affected, what the negative impact is/may be and give details of any evidence of this impact/potential impact e.g. document titles, web links.</p> <p>If you have no evidence of the negative impact but believe it may exist, please say so.</p>	<ul style="list-style-type: none"> i) Older people and people on low incomes ii) Older people and disabled people iii) Older people and disabled people iv) People on low incomes v) Gender vi) Gender, older people, people on low income vii) Race viii) All groups ix) All groups x) All groups 	<ul style="list-style-type: none"> i) Increase in interment and cremation fees – ability to pay ii) Temporary closure of Roman Court and Seymour House – loss of facility, need to decant. iii) Freezing of Supporting People contracts funding ability to meet the needs of an increasing demographic iv) Increases in parking charges in City Council car parks – ability to pay v) Removal of the Women and Homelessness Grant - reduced support for homeless women vi) Operational saving at Kingsway laundry – possible reduction in service level vii) Removal of budget for work relating to identification of a Traveller’s site within the City – continuing lack of a legal site in the city viii) Decision to cash limit Leisure grants, Community Development grants, and merger of Economic Policy grants with community development grants – capacity of grant recipients to meet the needs of as many vulnerable people as previously. ix) Raising of income targets across all community centres by 10% -ability to pay (if to be achieved by raising fees). x) Deletion of Project Support Officer post in Strategy and Partnerships – 	<p>As these changes have yet to be made at this stage these are potential negative impacts. Information has been provided later in this form as to how it is proposed or expected that these potential negative impacts will be off-set.</p>

			reduction in support for corporate and service delivery equalities work.	
11.	<p>Are or will people from equalities groups take up services associated with the strategy, policy, plan, project, service, contract, major change in service or decision at the same rate as the population or the workforce as a whole?</p> <p><i>(Please tick)</i></p>	<p><input type="checkbox"/> Yes</p> <p><input checked="" type="checkbox"/> No</p> <p><input type="checkbox"/> Insufficient evidence</p>	<p>If no, please provide details....</p> <p>We anticipate that fewer people on low incomes will use City Council car parking facilities and people on low incomes may have their choices around arrangements for cremation and internment reduced.</p> <p>If the requirement to increase income at community centres by 10% is achieved through raising fees rather than increasing attendance, then it is likely that people on low incomes, women, and older people and children and young people, who tend to be the main users of these facilities, may no longer be able to afford to access the opportunities these centres provide.</p> <p>The freezing of grants may lead to a reduction of the quality or number or range of services that the recipients of the grants are able to provide to the citizens of Cambridge. This could potentially impact on all vulnerable groups disproportionately as they tend to be the greater users of the types of services provide by the organisations we grant-aid.</p>	

<p>12.</p>	<p>Is your strategy, policy, plan, project, service, contract, major change in service or decision likely to exclude or disadvantage equalities groups in the longer term?</p> <p><i>(Please tick)</i></p>	<p><input checked="" type="checkbox"/> Yes</p> <p><input type="checkbox"/> No</p> <p><input type="checkbox"/> Insufficient evidence</p>	<p>If yes, please indicate which groups will be affected and what the impact will be...</p> <p>The removal of the budget for the work relating to Travellers and the identification of a Travellers site in the city could adversely affect the progress of this project, possibly delaying the provision of a site and requiring continuing expenditure on eviction arrangements for illegal encampment into the future.</p> <p>The deletion of the Project Support officer post which has primarily been involved in taking forward the corporate equalities agenda may have long term implications for the extent of the support the corporate centre can give to the organisation of events celebrating equalities days/months and the production of publications such as the Guide to Services for Older and Disabled People and the Pink Guide.</p> <p>In view of the likely economic situation over the next few years, the impact of increasing charges as outlined in 11 above is also likely to have at least medium term implications.</p> <p>The closure of Roman Court and Seymour House are likely to have a medium term impact on those people who are decanted whilst refurbishment takes place but in the longer term the refurbishment will be advantageous to disabled people and older people on lower incomes.</p>
------------	--	---	--

Checking Delivery Arrangements

		Yes	No	Insufficient evidence	Reason	
13.	Please check the delivery arrangements for the strategy, policy, plan, project, service, contract, major change in service or decision against these criteria:	Are any premises involved accessible to all?	<input checked="" type="checkbox"/>	<input type="checkbox"/>	<input type="checkbox"/>	Car parks, community centres and the crematorium and burial grounds
		Is any ICT software and equipment accessible to all?	<input checked="" type="checkbox"/>	<input type="checkbox"/>	<input type="checkbox"/>	Car parking payment arrangements
		Is consultation and participation inclusive of all?	<input checked="" type="checkbox"/>	<input type="checkbox"/>	<input type="checkbox"/>	Closure of Roman Court and Seymour House
		Are public events and meetings accessible to all?	<input type="checkbox"/>	<input type="checkbox"/>	<input type="checkbox"/>	Not applicable
		Do public meetings and events avoid conflict with religious events?	<input type="checkbox"/>	<input type="checkbox"/>	<input type="checkbox"/>	Not applicable
		Is electronic, web based and paper information accessible for all?	<input checked="" type="checkbox"/>	<input type="checkbox"/>	<input type="checkbox"/>	Information about increased charges and changes to grant allocations will be appropriately communicated
	If you answered no to any of the criteria, please explain why, giving details of any legal justification if there is one.....	Are images and text in documents and publicity campaigns representative of all?	<input type="checkbox"/>	<input type="checkbox"/>	<input type="checkbox"/>	Not applicable (Plans for Roman Court and Seymour House?)
Conclusions and Next Steps						
14.	a) The evidence has not identified any disadvantages or negative impacts.	No further action required. Sign off this form and send a copy to Anette Grindsted, Project Support Officer, Strategy and Partnerships anette.grindsted@cambridge.gov.uk who will arrange for it to be published on the Internet and Intranet.				

b) The evidence indicates that there are no disadvantages or negative impacts that cannot be easily addressed.	Complete the Action Plan
c) It has not been possible to say whether or not there is a disadvantage or negative impact e.g. there is insufficient evidence.	Go to Question 15
d) The evidence indicates potential disadvantages or negative impacts that cannot be easily addressed.	Complete Action Plan

Gathering additional information

<p>15.</p>	<p>What additional evidence are you going to gather? <i>(Please tick any that apply)</i></p>	<p><input type="checkbox"/> Advice from experts</p> <p><input type="checkbox"/> Demographic profile e.g. Census</p> <p><input type="checkbox"/> Existing consultation results</p> <p><input type="checkbox"/> Existing user data</p> <p><input type="checkbox"/> External verification e.g. expert views of people/organisations representing equality group(s)</p> <p><input type="checkbox"/> Local needs analysis e.g. Joint Strategic Needs Assessments</p> <p><input type="checkbox"/> National best practice information e.g. Audit Commission reports</p> <p><input type="checkbox"/> New consultation with a specific equality group(s)</p> <p><input type="checkbox"/> Research reports</p> <p><input type="checkbox"/> Relevant staff group expertise</p>	<p>Other <i>(please state)</i>:</p> <p>We will monitor whether those potential negative impacts that we think cannot be mitigated do actually occur as material input to the next year's budget –setting process.</p>
------------	--	---	---

16.	If you have any additional comments please add them here.	<p>Mitigation Arrangements</p> <p>In considering the potential savings to be made Executive Councillors took the decision not to charge for domestic cockroach/mice/rat de-infestation, as this would have disproportionately affected those people on low incomes.</p> <p>They also decided not to maintain the out of hours dog warden service fee at £45 rather than increase it to £90 as requested by officers.</p> <p>The executive Councillors also agreed that the rate of increase in the fee for discounted, out of peak time cremations (early morning, late afternoon) would be less than the standard rate increase to provide a more affordable option for people on low incomes.</p> <p>The Women and Homelessness Grant was removed as this organisation has now been taken over by a larger organisation and the original purpose of the grant has been lost.</p> <p>Economic policy grants have been merged with community development grants to enable resources to be targeted towards supporting individuals to overcoming barriers to participation in the city's economy and to support a new initiative to assist the formation of Social Enterprises in line with the government's new Equality Strategy.</p> <p>A review of utilities costs at Sheltered Housing schemes has lead to savings, some of which will be used to pay for specialist cleaning and improved health and safety measures that will benefit residents and staff.</p> <p>Roman Court is to be refurbished as a specialist home for disabled people. Seymour Court will be converted to provide 21 new affordable homes for older people.</p>
Completion		
17.	Name and job title of assessment lead officer:	Alison Kemp, Performance Manager
	Date of completion:	21 st December 2010

Names of other assessment team members and people consulted:	Consulted: Relevant Heads of Service and service delivery officers Assessment Team: Director of Resources
Date of next review of the EqIA <i>This should be within three years of the date of completion of the original EqIA.</i>	December 2012

Note: when completed a copy of this form should be saved with the relevant strategy, plan, policy, project, contract, major change in service or decision and an electronic copy sent to **Anette Grindsted, Project Support Officer in Strategy and Partnerships** email anette.grindsted@cambridge.gov.uk who will arrange for publication on the Council's web pages and the Intranet.

ACTION PLANEquality Impact Assessment Title: **Budget 2011 – 2012**Date: **21st December 2010**

Equality Group	Details of possible disadvantage or negative impact	Action to be taken to address the disadvantage or negative impact	Officer responsible for progressing the action	Date action to be completed by
1. Age	<p>1a) Increase in interment and cremation fees –ability to pay</p> <p>1b) Temporary closure of Roman Court and Seymour House – temporary loss of facility and the need to decant existing residents</p> <p>1c) Freezing of Supporting People Contracts funding – ability to provide appropriate and needed support to a growing demographic.</p> <p>As 9a) below</p>	<p>1a) Introduction of a lower rate of increase for off-peak hours (early mornings and late afternoons)</p> <p>1b) Refurbished facility will provide specialist housing for disabled people and 21 affordable homes for older people.</p> <p>1c) Savings made elsewhere in Independent Living Services and Temporary Housing Support will offset the closure of Seymour House and the freezing of the Supporting People contracts funding.</p>	<p>a) Paul Necus</p> <p>b) Robert Hollingsworth</p> <p>c) Robert Hollingsworth</p>	<p>April 2011</p> <p>2011-2012</p> <p>April 2011</p>
2. Disability	<p>As 1 b) and c) above</p> <p>As 9 a) below</p>	<p>As 1 b) and c) above and 9a) below</p>	<p>As 1 b and c) above and (a below</p>	

<p>3. Gender/Transgender <i>Inc gender reassignment and Pregnancy and Maternity</i></p>	<p>3a) Removal of Women and Homelessness grant – reduced support for homeless women</p> <p>3b) Operational savings at Kingsway laundry – possible reduction in local service level</p>	<p>3a) Group taken over by larger organisation. Original purpose of grant lost.</p> <p>3b) Laundry to be retained with any deficit costs to be met from television ariel monies.</p>	<p>Andrew Latchem</p>	<p>2011-2012</p>
<p>4. Marriage and Civil Partnership</p>				
<p>5. Race/ethnicity</p>	<p>5 a) Removal of the budget for work relating to the identification of a Traveller’s site within the city – no facilities for Traveller’s to legally encamp in the city.</p>	<p>5 a) A budget bid will be made to reinstate this funding as soon as a suitable site can be identified.</p>	<p>a) Alan Carter</p>	
<p>6. Religion or belief</p>				
<p>7. Sexual orientation</p>				
<p>8. All groups</p>	<p>8a) Decision to cash limit Leisure and Community Development grants may mean that grant recipients are able to provide support to fewer people from all vulnerable groups.</p> <p>8b) Raising of income targets across all Community Centres by 10% - if fees are increased to achieve this vulnerable groups who tend to be key users of community facilities may not be able to continue to run or attend activities and events at the centres</p>	<p>8a) Community development and other grant providers will work with grant recipients to help ensure that grant funding is linked to clear and reasonable objectives and outcomes to maximise efficiency of resource use.</p> <p>8b) Income generation will be based on increasing uptake rather than fees as far as possible.</p>	<p>A) Ken Hay</p> <p>b) Ken Hay</p>	<p>2011-2012</p> <p>2011-2012</p>

	8c) Deletion of Project Support Officer post in Strategy and Partnerships – loss of corporate support for activities that support our ‘duty to promote’ good relations and to support corporate compliance with equalities legislation.	8c) Equalities work is now well embedded in service departments and less corporate support is required. Resources will be provided from other members of the Strategy and Partnerships team if required.	c) Trevor Woollams	From April 2011
9. Other factors that may lead to inequality – people on low incomes	9 a) Increases in City Council car parking charges	9a) 3 hour free parking for disabled drivers has been retained.	a) Paul Necus	2011-2012

Name and Job Title of Officer completing the Action Plan: Alison Kemp, Performance Manager

Department/Service: Corporate Strategy

This plan will next be updated (*Please give date*): December 2011.

Section 25 Report

Appendix Y

This Appendix is intentionally blank and will be completed for the Final report to Council

Topic	Contact	Tel:	Email:
General	David Horspool	457007	david.horspool@cambridge.gov.uk
	Julia Minns	458134	julia.minns@cambridge.gov.uk
	Chris Humphris	458141	chris.humphris@cambridge.gov.uk
Budget Process	John Harvey	458143	john.harvey@cambridge.gov.uk
Service Accountants	Annette Baker	458142	annette.baker@cambridge.gov.uk
	Chris Humphris	458141	chris.humphris@cambridge.gov.uk
	Jackie Collinwood	458241	jackie.collinwood@cambridge.gov.uk
	John Harvey	458143	john.harvey@cambridge.gov.uk
	Julia Hovells	457822	julia.hovells@cambridge.gov.uk
	Karen Whyatt	458145	karen.whyatt@cambridge.gov.uk
	Linda Thompson	458144	linda.thompson@cambridge.gov.uk
	Richard Wesbroom	458148	richard.wesbroom@cambridge.gov.uk
VAT & Treasury Management	Andrew Stannard	458153	andrew.stannard@cambridge.gov.uk
Capital Plan	Annette Baker	458142	annette.baker@cambridge.gov.uk
Housing Issues	Julia Hovells	457822	julia.hovells@cambridge.gov.uk
Consultation	Trevor Woollams	457061	trevor.woollams@cambridge.gov.uk